



Republic of the Philippines
Department of Health
Regional Office 1
REGION 1 MEDICAL CENTER
Arellano Street, Dagupan City 2400
Telephone Nos. : (075) 515-8916, (075) 515-3030
Telefax No. : (075) 523-4103
Email Address : region1mc@gmail.com

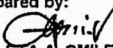
2017

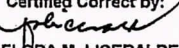
STATEMENT OF ALLOTMENTS, OBLIGATIONS AND BALANCES


For the month of December 31, 2018

PARTICULARS	OBJECT CODE	ALLOTMENTS	OBLIGATIONS	DISBURSEMENT	UNOBLIGATED	UNLIQUIDATED
					BALANCES	BALANCES
A. AGENCY SPECIFIC BUDGET						
1. PERSONNEL SERVICES						
Salaries & Wages - Regular Pay	5010101001	9,549,653.90	44,770,527.05	45,132,936.17	(35,220,873.15)	(362,409.12)
Salaries & Wages - Part-time						
Salaries & Wages - Casual	5010102000	(313,296.87)	189,286.75	189,286.75	(502,583.62)	-
PERA	5010201001	562,583.53	2,994,249.99	3,034,431.82	(2,431,666.46)	(40,181.83)
Representation Allowance	5010202000	(66,000.00)	32,000.00	32,000.00	(98,000.00)	-
Transportation Allowance	5010203001	(66,000.00)	32,000.00	32,000.00	(98,000.00)	-
Clothing Allowance	5010204001	(77,000.00)	192,000.00	192,000.00	(269,000.00)	-
Laundry Allowance	5010206004	(107,316.89)	237,923.69	240,848.66	(345,240.68)	(2,924.97)
Subsistence Allowance	5010205003	1,413,703.41	2,456,800.00	2,487,200.00	(1,043,096.59)	(30,400.00)
Hazard Pay	5010211005	(4,226,643.08)	8,234,186.25	8,320,308.66	(12,480,829.33)	(86,122.41)
Longevity Pay	5010212004	475,646.95	536,924.85	544,270.42	(81,277.90)	(7,345.57)
Cash Gift	5010215001	(55,000.00)	54,000.00	34,000.00	(109,000.00)	20,000.00
Year-end Benefits	5010214000	(3,362,065.15)	600,668.20	390,452.20	(3,982,733.35)	210,216.00
Mid-year Benefits	5010214000	(61,631.50)			(61,631.50)	-
Productivity Enhancement Incentive	5010299012	(496,000.00)	6,696,500.00	6,696,500.00	(7,192,500.00)	-
PAG-IBIG Contributions	5010302001	(36,700.00)	154,600.00	156,400.00	(191,300.00)	(1,800.00)
Philhealth Contributions	5010303001	(66,447.42)	212,477.39	202,676.19	(278,924.81)	9,801.20
ECC Contributions	5010304001	(32,696.78)	156,160.69	291,537.52	(188,657.47)	(135,376.83)
Step Increment					-	-
Terminal Leave Benefits- Civilian	5010403001		-		-	-
Other Personnel Benefits	5010499099	(432,476.00)	370,000.00	370,000.00	(802,476.00)	-
Sub-total		2,602,314.00	67,920,304.86	68,346,848.39	(65,317,990.86)	(426,643.63)
SARO's						
Terminal Leave Benefits- Civilian	5010403001	604,074.00	936,835.06	936,835.06	(332,761.06)	-
TOTAL PERSONNEL SERVICES		3,206,388.00	68,867,139.92	69,283,683.45	(66,650,751.92)	(426,643.63)
2. MOOE						
Travelling Expense - Local	5020101000	(47,187.00)	-		(47,187.00)	-
Training Expense	5020201000		-		-	-
Office Supplies Expense	5020301000	(16,309.00)	6,700.00		(23,009.00)	6,700.00
Accountable Forms	5020302000	(12,000.00)	-		(12,000.00)	-
Drugs & Medicines	5020307000	(1,962,492.25)	-		(1,962,492.25)	-
Medical, Dental & Lab. Supplies Expense	5020308000	(43,738.67)	-		(43,738.67)	-
Gasoline, Oil & Lubricant Expense	5020309000	(53,000.00)	-		(53,000.00)	-
Other Supplies	5020399000		-		-	-
Electricity	5020402000	1,646,249.88	2,155,931.50	2,155,931.50	(509,681.62)	-
Telephone - Landline	5020502001	(44,726.04)	-		(44,726.04)	-
Telephone - Mobile	5020502002	1,000.00	55,500.00	55,500.00	(54,500.00)	-
General Service	5021299000	1,024,203.08	1,024,195.00	1,024,195.00	8.08	-
Repair & Maintenance of Medical Equipment	5021305011	(489,000.00)	-		(489,000.00)	-
Other Maintenance & Operating Expenses	5029999099		-		-	-
Taxes	5021501001		-		-	-
Bond Premium	5021502000	(3,000.00)	-		(3,000.00)	-
TOTAL MOOE		(0.00)	3,242,326.50	3,235,626.50	(3,242,326.50)	6,700.00

PARTICULARS	OBJECT CODE	ALLOTMENTS	OBLIGATIONS	DISBURSEMENT	UNOBLIGATED	UNLIQUIDATED
					BALANCES	BALANCES
3. CAPITAL OUTLAY		-	-	7,622,496.23	-	(7,622,496.23)
1. Infrastructure Outlay					-	
Hospitals & Health Centers	5060404003		-	4,425,496.23	-	(4,425,496.23)
2. Equipment Outlay					-	
Medical Equipment	5060405011		-	3,197,000.00	-	(3,197,000.00)
TOTAL PS, MOOE & CO.		3,206,388.00	72,099,466.42	80,141,806.18	(68,893,078.42)	(8,042,339.76)
B. AUTOMATIC APPROPRIATIONS						
Life & Retirement Insurance Contributions		236,413.00	5,440,663.36	10,405,064.42	(5,204,250.36)	(4,964,401.06)
C. SPECIAL PURPOSE FUNDS						
Miscellaneous Personnel Benefits Fund						
Personnel Services (2230030300000)		-	1,009,397.93	1,009,397.93	(1,009,397.93)	-
Performance Based Bonus	5010299014	(1,009,397.93)			(1,009,397.93)	-
Salaries & Wages - Regular Pay	5010101001	91,378.03	91,378.03	91,378.03	-	-
Longevity Pay	5010212004	604,723.03	604,723.03	604,723.03	-	-
Philhealth Contributions	5010303001	313,296.87	313,296.87	313,296.87	-	-
Clothing Allowance	5010204001		-		-	-
TOTAL SPECIAL PURPOSE FUNDS		-	1,009,397.93	1,009,397.93	(1,009,397.93)	-
D. OTHER RELEASES		10,000,000.00	19,884,889.64	15,648,228.40	(9,884,889.64)	4,236,661.24
SUB-ALLOTMENT ADVICES						
1. Subsidy to NGA's		-	192,080.90	191,986.04	(192,080.90)	94.86
a. Public Health Mgt.-GAD Advocacy	5021401000		-		-	-
b. Public Health Mgt.-Surgical Caravan	5021401000		1,000.00	1,000.00	(1,000.00)	-
c. Public Health Mgt.-Leprosy	5021401000		14,565.49	14,565.49	(14,565.49)	-
d. Public Health Mgt.-NVBSP	5021401000		104,509.00	104,509.00	(104,509.00)	-
e. Public Health Mgt.-Prevention of Blindness Prog.	5021401000		-		-	-
f. Medical Assistance to Indigent Patients	5021401000		94.86		(94.86)	94.86
g. Pharmaceutical Mgt.	5021401000		71,911.55	71,911.55	(71,911.55)	-
2. Subsidy to Operating Units		10,000,000.00	10,026,800.34	129,913.96	(26,800.34)	9,896,886.38
a. Medical Assistance to Indigent Patients	5021408000		1,180.14		(1,180.14)	1,180.14
b. National Voluntary Blood Prog.	5021408000		-		-	-
c. Health Facility Policy & Plan Dev.	5021408000		24,970.90	4,393.96	(24,970.90)	20,576.94
d. Public Health Mgt.-TB DOTS	5021408000		650.00	125,520.00	(650.00)	(124,870.00)
e. Medical Health Care Assistance Prog.	5021408000	10,000,000.00	9,999,999.30		0.70	9,999,999.30
3. Capital Outlay		-	9,666,008.40	15,326,328.40	(9,666,008.40)	(5,660,320.00)
a. Capital Outlay-Quick Response Fund	5060405011		8,824,880.00	15,139,700.00	(8,824,880.00)	(6,314,820.00)
	5060404003		841,128.40	186,628.40	(841,128.40)	654,500.00
GRAND TOTAL		13,442,801.00	98,434,417.35	107,204,496.93	(84,991,616.35)	(8,770,079.58)

Prepared by:

VIOLETA A. OMILES
Supervising Admin. Officer

Certified Correct by:

FLORA M. LICERALDE, CPA, MBA
Financial & Management Officer II

Approved by:

JOSEPH ROLAND O. MEDINA, M.D., EPBM, MBAH, MPA, DHSM, DCDM, CESE
Medical Center Chief II