

MONTHLY REPORT OF DISBURSEMENTS
For the month of September 2020

Department : Department of Health (DOH)
 Agency/Entity : Office of the Secretary
 Operating Unit : Region I Medical Center
 Organization Code : 13 001 1400018
 Fund Cluster : 01 Regular Agency Fund

Particulars	Current Year Budget					Prior Year's Budget										Trust Liabilities					Grand Total					Remarks				
	PS	MOOE	FinEx	CO	TOTAL 6=(2+3+4+5)	Prior Year's Accounts Payable					Current Year's Accounts Payable					SUB-TOTAL 17=(11+16)	PS	MOOE	CO	TOTAL 22=(19+20+21)	PS	MOOE	FinEx	CO	TOTAL 27=(23+24+25+26)					
						7	8	9	10	11=(7+8+9+10)	12	13	14	15	16=(12+13+14+15)												19	20	21	23
CASH DISBURSEMENTS	65,944,061.23	27,231,186.78	0.00	7,349,375.00	100,524,622.99	0.00	0.00	0.00	0.00	0.00	0.00	0.00	0.00	0.00	0.00	0.00	0.00	0.00	0.00	0.00	0.00	0.00	0.00	65,944,061.23	27,231,186.78	0.00	7,349,375.00	100,524,622.99		
Notice of Cash Allocation (NCA)	65,944,061.23	27,231,186.78	0.00	7,349,375.00	100,524,622.99	0.00	0.00	0.00	0.00	0.00	0.00	0.00	0.00	0.00	0.00	0.00	0.00	0.00	0.00	0.00	0.00	0.00	0.00	65,944,061.23	27,231,186.78	0.00	7,349,375.00	100,524,622.99		
MDS Checks Issued	63,944,061.23	27,231,186.78	0.00	7,349,375.00	100,524,622.99	0.00	0.00	0.00	0.00	0.00	0.00	0.00	0.00	0.00	0.00	0.00	0.00	0.00	0.00	0.00	0.00	0.00	0.00	65,944,061.23	27,231,186.78	0.00	7,349,375.00	100,524,622.99		
Advice to Debit Account	0.00	0.00	0.00	0.00	0.00	0.00	0.00	0.00	0.00	0.00	0.00	0.00	0.00	0.00	0.00	0.00	0.00	0.00	0.00	0.00	0.00	0.00	0.00	65,944,061.23	27,231,186.78	0.00	7,349,375.00	100,524,622.99		
Notice of Transfer Allocations (NTA)	0.00	0.00	0.00	0.00	0.00	0.00	0.00	0.00	0.00	0.00	0.00	0.00	0.00	0.00	0.00	0.00	0.00	0.00	0.00	0.00	0.00	0.00	0.00	0.00	0.00	0.00	0.00	0.00	0.00	
MDS Checks Issued	0.00	0.00	0.00	0.00	0.00	0.00	0.00	0.00	0.00	0.00	0.00	0.00	0.00	0.00	0.00	0.00	0.00	0.00	0.00	0.00	0.00	0.00	0.00	0.00	0.00	0.00	0.00	0.00	0.00	
Advice to Debit Account	0.00	0.00	0.00	0.00	0.00	0.00	0.00	0.00	0.00	0.00	0.00	0.00	0.00	0.00	0.00	0.00	0.00	0.00	0.00	0.00	0.00	0.00	0.00	0.00	0.00	0.00	0.00	0.00	0.00	
Working Fund for FAPs	0.00	0.00	0.00	0.00	0.00	0.00	0.00	0.00	0.00	0.00	0.00	0.00	0.00	0.00	0.00	0.00	0.00	0.00	0.00	0.00	0.00	0.00	0.00	0.00	0.00	0.00	0.00	0.00	0.00	
Cash Disbursement Ceiling (CDC)	0.00	0.00	0.00	0.00	0.00	0.00	0.00	0.00	0.00	0.00	0.00	0.00	0.00	0.00	0.00	0.00	0.00	0.00	0.00	0.00	0.00	0.00	0.00	0.00	0.00	0.00	0.00	0.00	0.00	
TOTAL CASH DISBURSEMENTS	65,944,061.23	27,231,186.78	0.00	7,349,375.00	100,524,622.99	0.00	0.00	0.00	0.00	0.00	0.00	0.00	0.00	0.00	0.00	0.00	0.00	0.00	0.00	0.00	0.00	0.00	0.00	65,944,061.23	27,231,186.78	0.00	7,349,375.00	100,524,622.99		
NON-CASH DISBURSEMENTS	5,285,565.18	119,405.54	0.00	436,875.00	5,821,845.72	0.00	0.00	0.00	0.00	0.00	0.00	0.00	0.00	0.00	0.00	0.00	0.00	0.00	0.00	0.00	0.00	0.00	0.00	5,285,565.18	119,405.54	0.00	436,875.00	5,821,845.72		
Tax Remittance Advances Issued (TRA)	5,285,565.18	119,405.54	0.00	436,875.00	5,821,845.72	0.00	0.00	0.00	0.00	0.00	0.00	0.00	0.00	0.00	0.00	0.00	0.00	0.00	0.00	0.00	0.00	0.00	0.00	5,285,565.18	119,405.54	0.00	436,875.00	5,821,845.72		
Non-Cash Availment Authority (NCAA)	0.00	0.00	0.00	0.00	0.00	0.00	0.00	0.00	0.00	0.00	0.00	0.00	0.00	0.00	0.00	0.00	0.00	0.00	0.00	0.00	0.00	0.00	0.00	0.00	0.00	0.00	0.00	0.00	0.00	
Disbursements effected through outright deductions from claims (lease specialty, ...)	0.00	0.00	0.00	0.00	0.00	0.00	0.00	0.00	0.00	0.00	0.00	0.00	0.00	0.00	0.00	0.00	0.00	0.00	0.00	0.00	0.00	0.00	0.00	0.00	0.00	0.00	0.00	0.00	0.00	
Overpayment of expenses (e.g. personnel benefits)	0.00	0.00	0.00	0.00	0.00	0.00	0.00	0.00	0.00	0.00	0.00	0.00	0.00	0.00	0.00	0.00	0.00	0.00	0.00	0.00	0.00	0.00	0.00	0.00	0.00	0.00	0.00	0.00	0.00	
Restitution for loss of government property	0.00	0.00	0.00	0.00	0.00	0.00	0.00	0.00	0.00	0.00	0.00	0.00	0.00	0.00	0.00	0.00	0.00	0.00	0.00	0.00	0.00	0.00	0.00	0.00	0.00	0.00	0.00	0.00	0.00	
Liquidated damages and similar claims	0.00	0.00	0.00	0.00	0.00	0.00	0.00	0.00	0.00	0.00	0.00	0.00	0.00	0.00	0.00	0.00	0.00	0.00	0.00	0.00	0.00	0.00	0.00	0.00	0.00	0.00	0.00	0.00	0.00	
Others (e.g. TEF, BTR, Docs Stamp, etc.)	0.00	0.00	0.00	0.00	0.00	0.00	0.00	0.00	0.00	0.00	0.00	0.00	0.00	0.00	0.00	0.00	0.00	0.00	0.00	0.00	0.00	0.00	0.00	0.00	0.00	0.00	0.00	0.00	0.00	
TOTAL NON-CASH DISBURSEMENTS	5,285,565.18	119,405.54	0.00	436,875.00	5,821,845.72	0.00	0.00	0.00	0.00	0.00	0.00	0.00	0.00	0.00	0.00	0.00	0.00	0.00	0.00	0.00	0.00	0.00	0.00	5,285,565.18	119,405.54	0.00	436,875.00	5,821,845.72		
GRAND TOTAL	71,229,626.41	27,350,592.30	0.00	7,786,250.00	106,346,468.71	0.00	0.00	0.00	0.00	0.00	0.00	0.00	0.00	0.00	0.00	0.00	0.00	0.00	0.00	0.00	0.00	0.00	0.00	71,229,626.41	27,350,592.30	0.00	7,786,250.00	106,346,468.71		

SUMMARY

Particulars (1)	Previous Report (2)	This Month (3)	As of Date (4)
Total Disbursement Authorities Received	1,075,170,848.88	52,981,802.32	1,128,152,451.20
NCA	803,123,210.00	17,915,141.00	821,038,351.00
NTA	226,377,412.35	29,244,815.60	255,622,227.95
Working Fund	0.00	0.00	0.00
TRA	45,670,026.53	5,821,845.72	51,491,872.25
CDC	0.00	0.00	0.00
NCAA	0.00	0.00	0.00
Less: Notice of Transfer of Allocations (NTA)* Issued	0.00	0.00	0.00
Total Disbursement Authorities Available	1,075,170,848.88	52,981,802.32	1,128,152,451.20
Less:	0.00	0.00	0.00
Lapsed NCA	37.89	39.00	76.89
Disbursements	1,021,805,905.60	106,346,468.71	1,128,152,374.31
Less: Other Non-Cash Disbursements	0.00	0.00	0.00
Disbursements effected through outright deductions from claims	0.00	0.00	0.00
Overpayment of expenses (e.g. personnel benefits)	0.00	0.00	0.00
Restitution for loss of government property	0.00	0.00	0.00
Liquidated damages and similar claims	0.00	0.00	0.00
Others (e.g. TEF, BTR, Docs Stamp, etc.)	0.00	0.00	0.00
Add/Less: Adjustments (e.g. cancelled/staled checks)	0.00	0.00	0.00
Balance of Disbursement Authorities as of date	53,364,705.39	(53,364,705.39)	0.00
Total Disbursements Program	792,754,000.00	82,527,000.00	875,281,000.00
Less: Actual Disbursements	1,021,805,905.60	106,346,468.71	1,128,152,374.31
(Over)/Under spending	(228,051,905.60)	(23,819,468.71)	(252,871,374.31)

Notes: * The use of NTA is discouraged
 Notes: ** Amounts should tally with the grand total disbursement (column 27).

Certified Correct:

 LOEWELYN D. BARBA

Date: 2020-10-05 15:50:00.0

Recommending Approval:

 JULIE N. MALUBAG

Date: 2020-10-05 15:50:45.0

Approved By:

 JOSEPH ROLANDO MEJIA

Date: 2020-10-05 15:59

MONTHLY REPORT OF DISBURSEMENTS
For the month of July 2020

Department : Department of Health (DOH)
 Agency/Entity : Office of the Secretary
 Operating Unit : Region I Medical Center
 Organization Code : 13 001 1400018
 Fund Cluster : 01 Regular Agency Fund


Particulars	Current Year Budget					Prior Year's Budget											Trust Liabilities				Grand Total					Remarks		
	PS	MOOE	FinEx	CO	TOTAL	Prior Year's Accounts Payable					Current Year's Accounts Payable					SUB-TOTAL	PS	MOOE	CO	TOTAL	PS	MOOE	FinEx	CO	TOTAL			
						PS	MOOE	FinEx	CO	Sub-Total	PS	MOOE	FinEx	CO	Sub-Total												PS	MOOE
1	2	3	4	5	6=(2+3+4+5)	7	8	9	10	11=(7+8+9+10)	12	13	14	15	16=(12+13+14+15)	17=(11+16)	18=(6+17)	19	20	21	22=(19+20+21)	23	24	25	26	27=(23+24+25+26)	28	
CASH DISBURSEMENTS	68,965,033.48	24,018,164.74	0.00	3,584,817.85	96,568,016.07	0.00	0.00	0.00	0.00	0.00	0.00	0.00	0.00	0.00	0.00	0.00	96,568,016.07	0.00	0.00	0.00	0.00	68,965,033.48	24,018,164.74	0.00	3,584,817.85	96,568,016.07		
Notice of Cash Allocation (NCA)	68,965,033.48	24,018,164.74	0.00	3,584,817.85	96,568,016.07	0.00	0.00	0.00	0.00	0.00	0.00	0.00	0.00	0.00	0.00	0.00	96,568,016.07	0.00	0.00	0.00	0.00	68,965,033.48	24,018,164.74	0.00	3,584,817.85	96,568,016.07		
MDS Checks Issued	68,965,033.48	24,018,164.74	0.00	3,584,817.85	96,568,016.07	0.00	0.00	0.00	0.00	0.00	0.00	0.00	0.00	0.00	0.00	0.00	96,568,016.07	0.00	0.00	0.00	0.00	68,965,033.48	24,018,164.74	0.00	3,584,817.85	96,568,016.07		
Advice to Debit Account	0.00	0.00	0.00	0.00	0.00	0.00	0.00	0.00	0.00	0.00	0.00	0.00	0.00	0.00	0.00	0.00	0.00	0.00	0.00	0.00	0.00	0.00	0.00	0.00	0.00	0.00	0.00	
Notice of Transfer Allocations (NTA)	0.00	0.00	0.00	0.00	0.00	0.00	0.00	0.00	0.00	0.00	0.00	0.00	0.00	0.00	0.00	0.00	0.00	0.00	0.00	0.00	0.00	0.00	0.00	0.00	0.00	0.00	0.00	
MDS Checks Issued	0.00	0.00	0.00	0.00	0.00	0.00	0.00	0.00	0.00	0.00	0.00	0.00	0.00	0.00	0.00	0.00	0.00	0.00	0.00	0.00	0.00	0.00	0.00	0.00	0.00	0.00	0.00	
Advice to Debit Account	0.00	0.00	0.00	0.00	0.00	0.00	0.00	0.00	0.00	0.00	0.00	0.00	0.00	0.00	0.00	0.00	0.00	0.00	0.00	0.00	0.00	0.00	0.00	0.00	0.00	0.00	0.00	
Working Fund for FAPs	0.00	0.00	0.00	0.00	0.00	0.00	0.00	0.00	0.00	0.00	0.00	0.00	0.00	0.00	0.00	0.00	0.00	0.00	0.00	0.00	0.00	0.00	0.00	0.00	0.00	0.00	0.00	
Cash Disbursement Ceiling (CDC)	0.00	0.00	0.00	0.00	0.00	0.00	0.00	0.00	0.00	0.00	0.00	0.00	0.00	0.00	0.00	0.00	0.00	0.00	0.00	0.00	0.00	0.00	0.00	0.00	0.00	0.00	0.00	
TOTAL CASH DISBURSEMENTS	68,965,033.48	24,018,164.74	0.00	3,584,817.85	96,568,016.07	0.00	0.00	0.00	0.00	0.00	0.00	0.00	0.00	0.00	0.00	0.00	96,568,016.07	0.00	0.00	0.00	0.00	68,965,033.48	24,018,164.74	0.00	3,584,817.85	96,568,016.07		
NON-CASH DISBURSEMENTS	5,191,905.94	481,409.59	0.00	214,232.15	5,887,547.68	0.00	0.00	0.00	0.00	0.00	0.00	0.00	0.00	0.00	0.00	0.00	5,887,547.68	0.00	0.00	0.00	0.00	5,191,905.94	481,409.59	0.00	214,232.15	5,887,547.68		
Tax Remittance Advices Issued (TRA)	5,191,905.94	481,409.59	0.00	214,232.15	5,887,547.68	0.00	0.00	0.00	0.00	0.00	0.00	0.00	0.00	0.00	0.00	0.00	5,887,547.68	0.00	0.00	0.00	0.00	5,191,905.94	481,409.59	0.00	214,232.15	5,887,547.68		
Non-Cash Availment Authority (NCAA)	0.00	0.00	0.00	0.00	0.00	0.00	0.00	0.00	0.00	0.00	0.00	0.00	0.00	0.00	0.00	0.00	0.00	0.00	0.00	0.00	0.00	0.00	0.00	0.00	0.00	0.00	0.00	
Disbursements effected through outright deductions from claims (please specify)	0.00	0.00	0.00	0.00	0.00	0.00	0.00	0.00	0.00	0.00	0.00	0.00	0.00	0.00	0.00	0.00	0.00	0.00	0.00	0.00	0.00	0.00	0.00	0.00	0.00	0.00	0.00	
Overpayment of expenses (e.g. personnel benefits)	0.00	0.00	0.00	0.00	0.00	0.00	0.00	0.00	0.00	0.00	0.00	0.00	0.00	0.00	0.00	0.00	0.00	0.00	0.00	0.00	0.00	0.00	0.00	0.00	0.00	0.00	0.00	
Restitution for loss of government property	0.00	0.00	0.00	0.00	0.00	0.00	0.00	0.00	0.00	0.00	0.00	0.00	0.00	0.00	0.00	0.00	0.00	0.00	0.00	0.00	0.00	0.00	0.00	0.00	0.00	0.00	0.00	
Liquidated damages and similar claims	0.00	0.00	0.00	0.00	0.00	0.00	0.00	0.00	0.00	0.00	0.00	0.00	0.00	0.00	0.00	0.00	0.00	0.00	0.00	0.00	0.00	0.00	0.00	0.00	0.00	0.00	0.00	
Others (TEF, BTR, Documentary Stamp Tax, etc.)	0.00	0.00	0.00	0.00	0.00	0.00	0.00	0.00	0.00	0.00	0.00	0.00	0.00	0.00	0.00	0.00	0.00	0.00	0.00	0.00	0.00	0.00	0.00	0.00	0.00	0.00	0.00	
TOTAL NON-CASH DISBURSEMENTS	5,191,905.94	481,409.59	0.00	214,232.15	5,887,547.68	0.00	0.00	0.00	0.00	0.00	0.00	0.00	0.00	0.00	0.00	0.00	5,887,547.68	0.00	0.00	0.00	0.00	5,191,905.94	481,409.59	0.00	214,232.15	5,887,547.68		
GRAND TOTAL	74,156,939.42	24,499,574.33	0.00	3,799,050.00	102,455,563.75	0.00	0.00	0.00	0.00	0.00	0.00	0.00	0.00	0.00	0.00	0.00	102,455,563.75	0.00	0.00	0.00	0.00	74,156,939.42	24,499,574.33	0.00	3,799,050.00	102,455,563.75		

SUMMARY

Particulars	Previous Report	This Month	As at Date
(1)	(2)	(3)	(4)
Total Disbursement Authorities Received	741,615,275.74	237,562,674.68	979,177,950.42
NCA	712,115,870.35	231,675,127.00	943,790,997.35
NTA	0.00	0.00	0.00
Working Fund	0.00	0.00	0.00
TRA	29,499,405.39	5,887,547.68	35,386,953.07
CDC	0.00	0.00	0.00
NCAA	0.00	0.00	0.00
Less: Notice of Transfer of Allocations (NTA)* issued	0.00	0.00	0.00
Total Disbursement Authorities Available	741,615,275.74	237,562,674.68	979,177,950.42
Less:	0.00	0.00	0.00
Lapsed NCA	37.89	0.00	37.89
Disbursements	741,615,237.85	102,455,563.75	844,070,801.60
Less: Other Non-Cash Disbursements	0.00	0.00	0.00
Disbursements effected through outright deductions from claims	0.00	0.00	0.00
Overpayment of expenses (e.g. personnel benefits)	0.00	0.00	0.00
Restitution for loss of government property	0.00	0.00	0.00
Liquidated damages and similar claims	0.00	0.00	0.00
Others (e.g. TEF, BTR, Docs Stamp, etc.)	0.00	0.00	0.00
Add/Less: Adjustments (e.g. cancelled/staled checks)	0.00	0.00	0.00
Balance of Disbursement Authorities as at date	0.00	135,107,110.93	135,107,110.93
Total Disbursements Program	590,068,000.00	134,948,000.00	725,016,000.00
Less: *Actual Disbursements	741,615,237.85	102,455,563.75	844,070,801.60
(Over)/Under spending	(151,547,237.85)	32,492,436.25	(119,054,801.60)


Notes: * The use of NTA is discouraged
 Notes: ** Amounts should tally with the grand total disbursement (column 27).

Certified Correct:


 LOEWELYN D. BARBA

Date: 2020-08-06 13:33:21.0

Recommending Approval:


 JULIEN MALUBAG

Date: 2020-08-06
 13:35:49.0

Approved By:


 JOSEPH ROLAND O. MEJIA

Date: 2020-08-06 14:26:

MONTHLY REPORT OF DISBURSEMENTS
For the month of August 2020


Department : Department of Health (DOH)
 Agency/Entity : Office of the Secretary
 Operating Unit : Region I Medical Center
 Organization Code : 13 001 1400018
 Fund Cluster : 01 Regular Agency Fund

Particulars	Current Year Budget					Prior Year's Budget											Trust Liabilities				Grand Total					Remarks	
	PS	MOOE	FinEx	CO	TOTAL	Prior Year's Accounts Payable					Current Year's Accounts Payable					TOTAL	SUB-TOTAL	PS	MOOE	CO	TOTAL	PS	MOOE	FinEx	CO		TOTAL
						PS	MOOE	FinEx	CO	Sub-Total	PS	MOOE	FinEx	CO	Sub-Total												
1	2	3	4	5	6=(2+3+4+5)	7	8	9	10	11=(7+8+9+10)	12	13	14	15	16=(12+13+14+15)	17=(11+16)	18=(6+17)	19	20	21	22=(19+20+21)	23	24	25	26	27=(23+24+25+26)	28
CASH DISBURSEMENTS	70,008,401.84	33,989,040.53	0.00	15,536,732.15	119,544,174.52	0.00	0.00	0.00	47,907,856.02	47,907,856.02	0.00	0.00	0.00	0.00	0.00	47,907,856.02	167,452,030.54	0.00	0.00	0.00	0.00	70,008,401.84	33,989,040.53	0.00	63,444,588.17	167,452,030.54	
Notice of Cash Allocation (NCA)	70,008,401.84	33,989,040.53	0.00	15,536,732.15	119,544,174.52	0.00	0.00	0.00	47,907,856.02	47,907,856.02	0.00	0.00	0.00	0.00	0.00	47,907,856.02	167,452,030.54	0.00	0.00	0.00	0.00	70,008,401.84	33,989,040.53	0.00	63,444,588.17	167,452,030.54	
MDS Checks Issued	70,008,401.84	33,989,040.53	0.00	15,536,732.15	119,544,174.52	0.00	0.00	0.00	47,907,856.02	47,907,856.02	0.00	0.00	0.00	0.00	0.00	47,907,856.02	167,452,030.54	0.00	0.00	0.00	0.00	70,008,401.84	33,989,040.53	0.00	63,444,588.17	167,452,030.54	
Advice to Debit Account	0.00	0.00	0.00	0.00	0.00	0.00	0.00	0.00	0.00	0.00	0.00	0.00	0.00	0.00	0.00	0.00	0.00	0.00	0.00	0.00	0.00	0.00	0.00	0.00	0.00	0.00	0.00
Notice of Transfer Allocations (NTA)	0.00	0.00	0.00	0.00	0.00	0.00	0.00	0.00	0.00	0.00	0.00	0.00	0.00	0.00	0.00	0.00	0.00	0.00	0.00	0.00	0.00	0.00	0.00	0.00	0.00	0.00	0.00
MDS Checks Issued	0.00	0.00	0.00	0.00	0.00	0.00	0.00	0.00	0.00	0.00	0.00	0.00	0.00	0.00	0.00	0.00	0.00	0.00	0.00	0.00	0.00	0.00	0.00	0.00	0.00	0.00	0.00
Advice to Debit Account	0.00	0.00	0.00	0.00	0.00	0.00	0.00	0.00	0.00	0.00	0.00	0.00	0.00	0.00	0.00	0.00	0.00	0.00	0.00	0.00	0.00	0.00	0.00	0.00	0.00	0.00	0.00
Working Fund for FAPs	0.00	0.00	0.00	0.00	0.00	0.00	0.00	0.00	0.00	0.00	0.00	0.00	0.00	0.00	0.00	0.00	0.00	0.00	0.00	0.00	0.00	0.00	0.00	0.00	0.00	0.00	0.00
Cash Disbursement Ceiling (CDC)	0.00	0.00	0.00	0.00	0.00	0.00	0.00	0.00	0.00	0.00	0.00	0.00	0.00	0.00	0.00	0.00	0.00	0.00	0.00	0.00	0.00	0.00	0.00	0.00	0.00	0.00	0.00
TOTAL CASH DISBURSEMENTS	70,008,401.84	33,989,040.53	0.00	15,536,732.15	119,544,174.52	0.00	0.00	0.00	47,907,856.02	47,907,856.02	0.00	0.00	0.00	0.00	0.00	47,907,856.02	167,452,030.54	0.00	0.00	0.00	0.00	70,008,401.84	33,989,040.53	0.00	63,444,588.17	167,452,030.54	
NON-CASH DISBURSEMENTS	5,171,731.77	0.00	0.00	897,267.85	6,068,999.62	0.00	0.00	0.00	4,214,073.84	4,214,073.84	0.00	0.00	0.00	0.00	0.00	4,214,073.84	10,283,073.46	0.00	0.00	0.00	0.00	5,171,731.77	0.00	0.00	5,111,341.69	10,283,073.46	
Tax Remittance Advances Issued (TRA)	5,171,731.77	0.00	0.00	897,267.85	6,068,999.62	0.00	0.00	0.00	4,214,073.84	4,214,073.84	0.00	0.00	0.00	0.00	0.00	4,214,073.84	10,283,073.46	0.00	0.00	0.00	0.00	5,171,731.77	0.00	0.00	5,111,341.69	10,283,073.46	
Non-Cash Availment Authority (NCAA)	0.00	0.00	0.00	0.00	0.00	0.00	0.00	0.00	0.00	0.00	0.00	0.00	0.00	0.00	0.00	0.00	0.00	0.00	0.00	0.00	0.00	0.00	0.00	0.00	0.00	0.00	0.00
Disbursements effected through outright deductions from claims (please specify)	0.00	0.00	0.00	0.00	0.00	0.00	0.00	0.00	0.00	0.00	0.00	0.00	0.00	0.00	0.00	0.00	0.00	0.00	0.00	0.00	0.00	0.00	0.00	0.00	0.00	0.00	0.00
Overpayment of expenses (e.g. personal benefits)	0.00	0.00	0.00	0.00	0.00	0.00	0.00	0.00	0.00	0.00	0.00	0.00	0.00	0.00	0.00	0.00	0.00	0.00	0.00	0.00	0.00	0.00	0.00	0.00	0.00	0.00	0.00
Restitution for loss of government property	0.00	0.00	0.00	0.00	0.00	0.00	0.00	0.00	0.00	0.00	0.00	0.00	0.00	0.00	0.00	0.00	0.00	0.00	0.00	0.00	0.00	0.00	0.00	0.00	0.00	0.00	0.00
Liquidated damages and similar claims	0.00	0.00	0.00	0.00	0.00	0.00	0.00	0.00	0.00	0.00	0.00	0.00	0.00	0.00	0.00	0.00	0.00	0.00	0.00	0.00	0.00	0.00	0.00	0.00	0.00	0.00	0.00
Others (TEF, BTR, Documentary Stamp Tax, etc.)	0.00	0.00	0.00	0.00	0.00	0.00	0.00	0.00	0.00	0.00	0.00	0.00	0.00	0.00	0.00	0.00	0.00	0.00	0.00	0.00	0.00	0.00	0.00	0.00	0.00	0.00	0.00
TOTAL NON-CASH DISBURSEMENTS	5,171,731.77	0.00	0.00	897,267.85	6,068,999.62	0.00	0.00	0.00	4,214,073.84	4,214,073.84	0.00	0.00	0.00	0.00	0.00	4,214,073.84	10,283,073.46	0.00	0.00	0.00	0.00	5,171,731.77	0.00	0.00	5,111,341.69	10,283,073.46	
GRAND TOTAL	75,180,133.61	33,989,040.53	0.00	16,434,000.00	125,613,174.14	0.00	0.00	0.00	52,121,929.86	52,121,929.86	0.00	0.00	0.00	0.00	0.00	52,121,929.86	177,735,104.00	0.00	0.00	0.00	0.00	75,180,133.61	33,989,040.53	0.00	68,555,928.86	177,735,104.00	


SUMMARY

Particulars	Previous Report	This Month	As at Date
(1)	(2)	(3)	(4)
Total Disbursement Authorities Received	979,177,950.42	95,992,698.48	1,075,170,648.88
NCA	943,790,997.35	85,709,625.00	1,028,500,622.35
NTA	0.00	0.00	0.00
Working Fund	0.00	0.00	0.00
TRA	35,386,953.07	10,283,073.46	45,670,026.53
CDC	0.00	0.00	0.00
NCAA	0.00	0.00	0.00
Less: Notice of Transfer of Allocations (NTA)* Issued	0.00	0.00	0.00
Total Disbursement Authorities Available	979,177,950.42	95,992,698.46	1,075,170,648.88
Less:	0.00	0.00	0.00
Lapsed NCA	37.89	0.00	37.89
Disbursements	844,070,801.60	177,735,104.00	1,021,805,905.60
Less: Other Non-Cash Disbursements	0.00	0.00	0.00
Disbursements effected through outright deductions from claims	0.00	0.00	0.00
Overpayment of expenses (e.g. personnel benefits)	0.00	0.00	0.00
Restitution for loss of government property	0.00	0.00	0.00
Liquidated damages and similar claims	0.00	0.00	0.00
Others (e.g. TEF, BTR, Docs Stamp, etc.)	0.00	0.00	0.00
Add/Less: Adjustments (e.g. cancelled/staled checks)	0.00	0.00	0.00
Balance of Disbursement Authorities as at date	135,107,110.93	(81,742,405.54)	53,364,705.39
Total Disbursements Program	725,016,000.00	87,738,000.00	792,754,000.00
Less: *Actual Disbursements	844,070,801.60	177,735,104.00	1,021,805,905.60
(Over)/Under spending	(119,054,801.60)	(108,997,104.00)	(228,051,905.60)

Notes: * The use of NTA is discouraged
 Notes: ** Amounts should tally with the grand total disbursement (column 27).

Certified Correct:

 LOEWELYN D. BARBA

Date: 2020-09-06 12:11:52.0

Recommending Approval:

 JULIE A. MALUBAG

Date: 2020-09-06 12:15:27.0

Approved By:

 JOSEPH ROLAND O. MEJIA

Date: 2020-09-06 12:25

MONTHLY REPORT OF DISBURSEMENTS
For the month of September 2020

Department : Department of Health (DOH)
 Agency/Entity : Office of the Secretary
 Operating Unit : Region I Medical Center
 Organization Code : 13 001 1400018
 Fund Cluster : 01 Regular Agency Fund

Particulars	Current Year Budget					Prior Year's Budget											Trust Liabilities					Grand Total					Remarks	
	PS	MOOE	FinEx	CO	TOTAL	Prior Year's Accounts Payable					Current Year's Accounts Payable					SUB-TOTAL	PS	MOOE	CO	TOTAL	PS	MOOE	FinEx	CO	TOTAL			
						PS	MOOE	FinEx	CO	Sub-Total	PS	MOOE	FinEx	CO	Sub-Total											TOTAL		TOTAL
1	2	3	4	5	6=(2+3+4+5)	7	8	9	10	11=(7+8+9+10)	12	13	14	15	16=(12+13+14+15)	17=(11+16)	18=(6+17)	19	20	21	22=(19+20+21)	23	24	25	26	27=(23+24+25+26)	28	
CASH DISBURSEMENTS	65,944,061.23	27,231,186.76	0.00	7,349,375.00	100,524,622.99	0.00	0.00	0.00	0.00	0.00	0.00	0.00	0.00	0.00	0.00	0.00	100,524,622.99	0.00	0.00	0.00	0.00	65,944,061.23	27,231,186.76	0.00	7,349,375.00	100,524,622.99		
Notice of Cash Allocation (NCA)	65,944,061.23	27,231,186.76	0.00	7,349,375.00	100,524,622.99	0.00	0.00	0.00	0.00	0.00	0.00	0.00	0.00	0.00	0.00	0.00	100,524,622.99	0.00	0.00	0.00	0.00	65,944,061.23	27,231,186.76	0.00	7,349,375.00	100,524,622.99		
MDS Checks Issued	65,944,061.23	27,231,186.76	0.00	7,349,375.00	100,524,622.99	0.00	0.00	0.00	0.00	0.00	0.00	0.00	0.00	0.00	0.00	0.00	100,524,622.99	0.00	0.00	0.00	0.00	65,944,061.23	27,231,186.76	0.00	7,349,375.00	100,524,622.99		
Advice to Debit Account	0.00	0.00	0.00	0.00	0.00	0.00	0.00	0.00	0.00	0.00	0.00	0.00	0.00	0.00	0.00	0.00	0.00	0.00	0.00	0.00	0.00	0.00	0.00	0.00	0.00	0.00	0.00	
Notice of Transfer Allocations (NTA)	0.00	0.00	0.00	0.00	0.00	0.00	0.00	0.00	0.00	0.00	0.00	0.00	0.00	0.00	0.00	0.00	0.00	0.00	0.00	0.00	0.00	0.00	0.00	0.00	0.00	0.00	0.00	
MDS Checks Issued	0.00	0.00	0.00	0.00	0.00	0.00	0.00	0.00	0.00	0.00	0.00	0.00	0.00	0.00	0.00	0.00	0.00	0.00	0.00	0.00	0.00	0.00	0.00	0.00	0.00	0.00	0.00	
Advice to Debit Account	0.00	0.00	0.00	0.00	0.00	0.00	0.00	0.00	0.00	0.00	0.00	0.00	0.00	0.00	0.00	0.00	0.00	0.00	0.00	0.00	0.00	0.00	0.00	0.00	0.00	0.00	0.00	
Working Fund for FAPs	0.00	0.00	0.00	0.00	0.00	0.00	0.00	0.00	0.00	0.00	0.00	0.00	0.00	0.00	0.00	0.00	0.00	0.00	0.00	0.00	0.00	0.00	0.00	0.00	0.00	0.00	0.00	
Cash Disbursement Ceiling (CDC)	0.00	0.00	0.00	0.00	0.00	0.00	0.00	0.00	0.00	0.00	0.00	0.00	0.00	0.00	0.00	0.00	0.00	0.00	0.00	0.00	0.00	0.00	0.00	0.00	0.00	0.00	0.00	
TOTAL CASH DISBURSEMENTS	65,944,061.23	27,231,186.76	0.00	7,349,375.00	100,524,622.99	0.00	0.00	0.00	0.00	0.00	0.00	0.00	0.00	0.00	0.00	0.00	100,524,622.99	0.00	0.00	0.00	0.00	65,944,061.23	27,231,186.76	0.00	7,349,375.00	100,524,622.99		
NON-CASH DISBURSEMENTS	5,265,565.18	119,405.54	0.00	436,875.00	5,821,845.72	0.00	0.00	0.00	0.00	0.00	0.00	0.00	0.00	0.00	0.00	0.00	5,821,845.72	0.00	0.00	0.00	0.00	5,265,565.18	119,405.54	0.00	436,875.00	5,821,845.72		
Tax Remittance Advices Issued (TRA)	5,265,565.18	119,405.54	0.00	436,875.00	5,821,845.72	0.00	0.00	0.00	0.00	0.00	0.00	0.00	0.00	0.00	0.00	0.00	5,821,845.72	0.00	0.00	0.00	0.00	5,265,565.18	119,405.54	0.00	436,875.00	5,821,845.72		
Non-Cash Availment Authority (NCAA)	0.00	0.00	0.00	0.00	0.00	0.00	0.00	0.00	0.00	0.00	0.00	0.00	0.00	0.00	0.00	0.00	0.00	0.00	0.00	0.00	0.00	0.00	0.00	0.00	0.00	0.00	0.00	
Disbursements effected through outright deductions from claims (please specify)	0.00	0.00	0.00	0.00	0.00	0.00	0.00	0.00	0.00	0.00	0.00	0.00	0.00	0.00	0.00	0.00	0.00	0.00	0.00	0.00	0.00	0.00	0.00	0.00	0.00	0.00	0.00	
Overpayment of expenses (e.g. personnel benefits)	0.00	0.00	0.00	0.00	0.00	0.00	0.00	0.00	0.00	0.00	0.00	0.00	0.00	0.00	0.00	0.00	0.00	0.00	0.00	0.00	0.00	0.00	0.00	0.00	0.00	0.00	0.00	
Restitution for loss of government property	0.00	0.00	0.00	0.00	0.00	0.00	0.00	0.00	0.00	0.00	0.00	0.00	0.00	0.00	0.00	0.00	0.00	0.00	0.00	0.00	0.00	0.00	0.00	0.00	0.00	0.00	0.00	
Liquidated damages and similar claims	0.00	0.00	0.00	0.00	0.00	0.00	0.00	0.00	0.00	0.00	0.00	0.00	0.00	0.00	0.00	0.00	0.00	0.00	0.00	0.00	0.00	0.00	0.00	0.00	0.00	0.00	0.00	
Others (TEF, BTr, Documentary Stamp Tax, etc.)	0.00	0.00	0.00	0.00	0.00	0.00	0.00	0.00	0.00	0.00	0.00	0.00	0.00	0.00	0.00	0.00	0.00	0.00	0.00	0.00	0.00	0.00	0.00	0.00	0.00	0.00	0.00	
TOTAL NON-CASH DISBURSEMENTS	5,265,565.18	119,405.54	0.00	436,875.00	5,821,845.72	0.00	0.00	0.00	0.00	0.00	0.00	0.00	0.00	0.00	0.00	0.00	5,821,845.72	0.00	0.00	0.00	0.00	5,265,565.18	119,405.54	0.00	436,875.00	5,821,845.72		
GRAND TOTAL	71,209,626.41	27,350,592.30	0.00	7,786,250.00	106,346,468.71	0.00	0.00	0.00	0.00	0.00	0.00	0.00	0.00	0.00	0.00	0.00	106,346,468.71	0.00	0.00	0.00	0.00	71,209,626.41	27,350,592.30	0.00	7,786,250.00	106,346,468.71		

SUMMARY

Particulars	Previous Report	This Month	As at Date
(1)	(2)	(3)	(4)
Total Disbursement Authorities Received	1,075,170,648.88	52,981,802.32	1,128,152,451.20
NCA	803,123,210.00	17,915,141.00	821,038,351.00
NTA	226,377,412.35	28,244,815.60	255,622,227.95
Working Fund	0.00	0.00	0.00
TRA	45,670,026.53	5,821,845.72	51,491,872.25
CDC	0.00	0.00	0.00
NCAA	0.00	0.00	0.00
Less: Notice of Transfer of Allocations (NTA)* issued	0.00	0.00	0.00
Total Disbursement Authorities Available	1,075,170,648.88	52,981,802.32	1,128,152,451.20
Less:	0.00	0.00	0.00
Lapsed NCA	37.89	39.00	76.89
Disbursements	1,021,805,905.60	106,346,468.71	1,128,152,374.31
Less: Other Non-Cash Disbursements	0.00	0.00	0.00
Disbursements effected through outright deductions from claims	0.00	0.00	0.00
Overpayment of expenses (e.g. personnel benefits)	0.00	0.00	0.00
Restitution for loss of government property	0.00	0.00	0.00
Liquidated damages and similar claims	0.00	0.00	0.00
Others (e.g. TEF, BTr, Docs Stamp, etc.)	0.00	0.00	0.00
Add/Less: Adjustments (e.g. cancelled/staled checks)	0.00	0.00	0.00
Balance of Disbursement Authorities as at date	53,364,705.39	(53,364,705.39)	0.00
Total Disbursements Program	792,754,000.00	82,527,000.00	875,281,000.00
Less: *Actual Disbursements	1,021,805,905.60	106,346,468.71	1,128,152,374.31
(Over)/Under spending	(229,051,905.60)	(23,819,468.71)	(252,871,374.31)

Notes: * The use of NTA is discouraged
 Notes: ** Amounts should tally with the grand total disbursement (column 27).

Certified Correct:

 LOEWELYN D. BARBA

Date: 2020-10-05 15:50:00.0

Recommending Approval:


 JULIE N. MALUBAG

Date: 2020-10-05 15:50:45.0

Approved By:


 JOSEPH ROLANDO MEJIA

Date: 2020-10-05 15:59: