


As at the Quarter Ending September 30, 2020


Department : Department of Health (DOH)
 Agency : Office of the Secretary
 Operating Unit : Region I Medical Center
 Organization Code : 13 001 1400018
 Fund Cluster : 05 - Internally Generated Funds

Classification/Sources of Revenue and Other Receipts	UACS CODE	REVENUE TARGET (Annual) per BESF	Actual Revenue and Other Receipts Collections					Cumulative Remittance/Deposits to Date			Variance		Remarks
			1st Quarter Ending March 31	2nd Quarter Ending June 30	3rd Quarter Ending Sept. 30	4th Quarter Ending Dec. 31	Total	Remittance to BTr	Deposited with AGDB	TOTAL	Amount	%	
1	2	3	4	5	6	7	8=[(6+(-)7)-8+9]	9	10	11=(9+10)	12=(8-3)	13=(12/3)	14
Internally Generated Funds		900,000,000.00	238,701,767.92	284,915,802.53	234,230,166.37	0.00	757,847,736.82	0.00	757,847,736.82	757,847,736.82	(142,152,263.18)	-16 %	
Revenue Collections		899,650,000.00	238,621,136.08	284,826,777.03	234,076,124.89	0.00	757,524,038.00	0.00	757,524,038.00	757,524,038.00	(142,125,962.00)	-16 %	
Cash Revenue		899,650,000.00	238,621,136.08	284,826,777.03	234,076,124.89	0.00	757,524,038.00	0.00	757,524,038.00	757,524,038.00	(142,125,962.00)	-16 %	
Non-Tax		899,650,000.00	238,621,136.08	284,826,777.03	234,076,124.89	0.00	757,524,038.00	0.00	757,524,038.00	757,524,038.00	(142,125,962.00)	-16 %	
Certification Fees	4020104002	1,000,000.00	354,730.00	139,230.00	259,140.00	0.00	753,100.00	0.00	753,100.00	753,100.00	(246,900.00)	-25 %	
Other Service Income	4020199099	200,000,000.00	50,255,627.60	124,979,242.67	12,558,510.11	0.00	187,793,380.38	0.00	187,793,380.38	187,793,380.38	(12,206,619.62)	-6 %	
Drugs and Medicines	4020217001	100,000,000.00	24,026,891.48	27,347,161.38	34,542,695.24	0.00	85,916,748.10	0.00	85,916,748.10	85,916,748.10	(14,083,251.90)	-14 %	
Medical Fees - Operating Room	4020217003	70,000,000.00	18,751,519.78	9,085,599.30	24,790,347.35	0.00	52,627,466.46	0.00	52,627,466.46	52,627,466.46	(17,372,533.54)	-25 %	
Medical Fees - Radiology	4020217004	22,000,000.00	7,298,881.82	3,783,390.04	7,254,353.70	0.00	18,336,625.56	0.00	18,336,625.56	18,336,625.56	(3,663,374.44)	-17 %	
Medical Fees - Laboratory	4020217005	370,800,000.00	101,806,200.42	86,879,847.78	108,881,896.97	0.00	297,567,945.17	0.00	297,567,945.17	297,567,945.17	(73,232,054.83)	-20 %	
Medical Fees - Hemodialysis	4020217006	15,000,000.00	884,722.00	1,061,838.42	8,421,571.57	0.00	10,368,131.99	0.00	10,368,131.99	10,368,131.99	(4,631,868.01)	-31 %	
Medical Fees - Cardio-Vascular Services	4020217007	1,700,000.00	638,218.70	282,498.60	427,603.50	0.00	1,348,320.80	0.00	1,348,320.80	1,348,320.80	(351,679.20)	-21 %	
Medical Fees - Physical Medicine & Rehabilitation Services	4020217009	800,000.00	215,501.50	66,241.00	161,716.00	0.00	443,458.50	0.00	443,458.50	443,458.50	(356,541.50)	-45 %	
Medical Fees - Pulmonary Services	4020217010	26,000,000.00	5,260,195.17	4,748,058.26	8,786,065.76	0.00	18,792,319.19	0.00	18,792,319.19	18,792,319.19	(7,207,680.81)	-28 %	
Other Fees	4020217099	80,000,000.00	24,834,501.55	21,799,665.81	26,888,490.56	0.00	73,520,657.92	0.00	73,520,657.92	73,520,657.92	(6,479,342.08)	-8 %	
Others	4020221099	4,000,000.00	0.00	3,612,228.89	0.00	0.00	3,612,228.89	0.00	3,612,228.89	3,612,228.89	(387,771.11)	-10 %	
Other Business Income	4020299099	700,000.00	246,620.50	117,886.00	185,230.00	0.00	549,736.50	0.00	549,736.50	549,736.50	(150,263.50)	-21 %	
Assistance from Local Government Units	4030103000	4,000,000.00	2,584,802.00	610,675.80	45,780.00	0.00	3,241,257.80	0.00	3,241,257.80	3,241,257.80	(758,742.20)	-19 %	
Miscellaneous Income	4060999000	3,650,000.00	1,462,723.56	315,213.08	874,724.10	0.00	2,652,660.74	0.00	2,652,660.74	2,652,660.74	(997,339.26)	-27 %	
Non-Revenue Collections/Other Receipts		350,000.00	80,631.84	89,025.50	154,041.48	0.00	323,698.82	0.00	323,698.82	323,698.82	(26,301.18)	-8 %	
Cash Receipts		350,000.00	80,631.84	89,025.50	154,041.48	0.00	323,698.82	0.00	323,698.82	323,698.82	(26,301.18)	-8 %	
Non-Tax		350,000.00	80,631.84	89,025.50	154,041.48	0.00	323,698.82	0.00	323,698.82	323,698.82	(26,301.18)	-8 %	
Others	4020221099	350,000.00	80,631.84	89,025.50	154,041.48	0.00	323,698.82	0.00	323,698.82	323,698.82	(26,301.18)	-8 %	
TOTAL		900,000,000.00	238,701,767.92	284,915,802.53	234,230,166.37	0.00	757,847,736.82	0.00	757,847,736.82	757,847,736.82	(142,152,263.18)	-16 %	


This report was generated using the Unified Reporting System on 08/10/2020 12:10 version.FARS.1.1 ; Status : SUBMITTED

Certified Correct:

 LOEWELYN D. BARBA

Date: 2020-10-08 12:10:11.0

Recommending Approval:

 JULIE N. MALUBAG

Date: 2020-10-08 12:11:45.0

Approved By:

 JOSEPH ROLAND D. MEJIA

Date: 2020-10-08 12:12:36.0

As at the Quarter Ending September 30, 2020

Department : Department of Health (DOH)
 Agency : Office of the Secretary
 Operating Unit : Region I Medical Center
 Organization Code : 13 001 1400018
 Fund Cluster : 07 - Trust Receipts

Classification/Sources of Revenue and Other Receipts	UACS CODE	REVENUE TARGET (Annual) per BESF	Actual Revenue and Other Receipts Collections					Cumulative Remittance/Deposits to Date			Variance		Remarks
			1st Quarter Ending March 31	2nd Quarter Ending June 30	3rd Quarter Ending Sept. 30	4th Quarter Ending Dec. 31	Total	Remittance to BTr	Deposited with AGDB	TOTAL	Amount	%	
1	2	3	4	5	6	7	8=[(6+(-)7)-8+9]	9	10	11=(9+10)	12=(8-3)	13=(12/3)	14
Trust Receipts		205,000,000.00	30,192,373.26	121,651,467.62	28,750,035.93	0.00	180,593,876.81	0.00	180,593,876.81	180,593,876.81	(24,406,123.19)	-12 %	
Trust Receipts Deposited with Authorized Government Depository Banks (AGDB)		205,000,000.00	30,192,373.26	121,651,467.62	28,750,035.93	0.00	180,593,876.81	0.00	180,593,876.81	180,593,876.81	(24,406,123.19)	-12 %	
affiliation fees		3,000,000.00	270,137.50	39,145.00	1,947,769.80	0.00	2,257,052.30	0.00	2,257,052.30	2,257,052.30	(742,947.70)	-25 %	
Miscellaneous Income		600,000.00	455,050.00	3,000.00	130,000.00	0.00	588,050.00	0.00	588,050.00	588,050.00	(11,950.00)	-2 %	
Other fees		131,400,000.00	29,467,185.76	65,517,231.29	26,591,041.93	0.00	121,575,458.98	0.00	121,575,458.98	121,575,458.98	(9,824,541.02)	-7 %	
Others		70,000,000.00	0.00	56,092,091.33	81,224.20	0.00	56,173,315.53	0.00	56,173,315.53	56,173,315.53	(13,826,684.47)	-20 %	
TOTAL		205,000,000.00	30,192,373.26	121,651,467.62	28,750,035.93	0.00	180,593,876.81	0.00	180,593,876.81	180,593,876.81	(24,406,123.19)	-12 %	

Certified Correct:


 LOEWELYN D. BARBA


Date: 2020-10-08 12:10:11.0

Recommending Approval:


 JULIE N. MALUBAG

Date: 2020-10-08 12:11:45.0

Approved By:


 JOSEPH ROLANDO O. MEJIA

Date 2020-10-08 12:12:36.0

As at the Quarter Ending September 30, 2020

Department : Department of Health (DOH)
 Agency : Office of the Secretary
 Operating Unit : Region I Medical Center
 Organization Code : 13 001 1400018
 Fund Cluster : 06 - Business Related Funds


Classification/Sources of Revenue and Other Receipts	UACS CODE	REVENUE TARGET (Annual) per BESF	Actual Revenue and Other Receipts Collections					Cumulative Remittance/Deposits to Date			Variance		Remarks
			1st Quarter Ending March 31	2nd Quarter Ending June 30	3rd Quarter Ending Sept. 30	4th Quarter Ending Dec. 31	Total	Remittance to BTr	Deposited with AGDB	TOTAL	Amount	%	
1	2	3	4	5	6	7	8=[(6+(-)7)-8+9]	9	10	11=(9+10)	12=(8-3)	13=(12/3)	14
Business Related Funds		20,000,000.00	7,302,711.85	5,992,041.05	5,325,217.39	0.00	18,619,970.29	0.00	18,619,970.29	18,619,970.29	(1,380,029.71)	-7 %	
Revenue Collections		20,000,000.00	7,302,711.85	5,992,041.05	5,325,217.39	0.00	18,619,970.29	0.00	18,619,970.29	18,619,970.29	(1,380,029.71)	-7 %	
Cash Revenue		20,000,000.00	7,302,711.85	5,992,041.05	5,325,217.39	0.00	18,619,970.29	0.00	18,619,970.29	18,619,970.29	(1,380,029.71)	-7 %	
Non-Tax		20,000,000.00	7,302,711.85	5,992,041.05	5,325,217.39	0.00	18,619,970.29	0.00	18,619,970.29	18,619,970.29	(1,380,029.71)	-7 %	
Drugs and Medicines	4020217001	20,000,000.00	7,302,711.85	5,992,041.05	5,325,217.39	0.00	18,619,970.29	0.00	18,619,970.29	18,619,970.29	(1,380,029.71)	-7 %	
TOTAL		20,000,000.00	7,302,711.85	5,992,041.05	5,325,217.39	0.00	18,619,970.29	0.00	18,619,970.29	18,619,970.29	(1,380,029.71)	-7 %	

Certified Correct:


 LOEWELYN D. BARBA

Date: 2020-10-08 12:10:11.0

Recommending Approval:


 JULIE N. MALUBAG

Date: 2020-10-08 12:11:45.0

Approved By:


 JOSEPH ROLANDO O. MEJIA

Date: 2020-10-08 12:12:36.0