

file copy

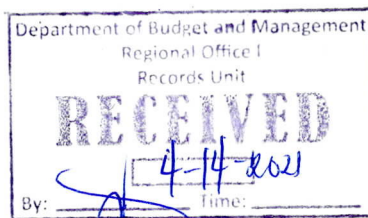


Republic of the Philippines  
Department of Health  
Regional Office I  
**REGION 1 MEDICAL CENTER**  
Arellano Street, Dagupan City 2400  
Telephone Nos. : (075) 515-8916, (075) 515-3030  
Telefax No. : (075) 523-4103  
Email Address : region1mc@gmail.com



April 13, 2021

**Ms. RIA V. BANSIGAN**  
OIC-Director IV  
Department of Budget & Management  
Government Center, Sevilla  
City of San Fernando, La union



MADAM :

We are submitting herewith the following Budgetary Financial Reports as of March 31, 2021 as follows:

- Statement of Allotments, Obligations and Balances (SAOB)
- FAR No. 1 – Statement of Appropriations, Allotments, Obligations, Disbursements and Balances
- FAR No. 1-A – Summary of Appropriations, Allotments, Obligations, Disbursements and Balances by Object of Expenditures
- FAR No. 1-B – List of Allotments and Sub-Allotments
- FAR No. 1-C – Statement of Obligations, Disbursements, Liquidations and Balances for Inter-Agency Fund Transfers (for Source Agency)
- FAR No. 2 – Statement of Approved Budget, Utilizations, Disbursements and Balances
- FAR No. 2-A – Summary of Approved Budget, Utilizations, Disbursements and Balances by Object of Expenditures
- FAR No. 3 – Aging of Due and Demandable Utilization
- FAR No. 4 – Monthly Report of Disbursements
- FAR No. 5 – Quarterly Report of Revenue and Other Receipts
- FAR No. 6 – Statement of Approved Budget, Utilizations, Disbursements and Balances
- BAR 1 – Quarterly Physical Report of Operation
- BAR 2 – Quarterly Report of Operations
- BAR 4 – Quarterly Report of Operations

Please acknowledge receipt hereof.

Very truly yours,

  
**JOSEPH ROLAND O. MEJIA, MD., FPSMS, MBAH, MPA, DHSM, DCDM, CESE.**  
Medical Center Chief II



Republic of the Philippines  
Department of Health  
Regional Office I  
**REGION 1 MEDICAL CENTER**  
Arellano Street, Dagupan City 2400  
Telephone Nos. : (075) 515-8916, (075) 515-3030  
Telefax No. : (075) 523-4103  
Email Address : region1mc@gmail.com



April 13, 2021

**MS. CELEDONIA V. MERLIN**

State Auditor IV  
Audit Team Leader  
Region I Medical Center  
Dagupan City

**COMMISSION ON AUDIT  
RECEIVED**

BY: *[Signature]*  
DATE: *4-12-21*  
TIME: *2:43 pm*

MADAM :

We are submitting herewith the following Budgetary Financial Reports as of March 31, 2021 as follows:

- Statement of Allotments, Obligations and Balances (SAOB)
- FAR No. 1 – Statement of Appropriations, Allotments, Obligations, Disbursements and Balances
- FAR No. 1-A – Summary of Appropriations, Allotments, Obligations, Disbursements and Balances by Object of Expenditures
- FAR No. 1-B – List of Allotments and Sub-Allotments
- FAR No. 1-C – Statement of Obligations, Disbursements, Liquidations and Balances for Inter-Agency Fund Transfers (for Source Agency)
- FAR No. 2 – Statement of Approved Budget, Utilizations, Disbursements and Balances
- FAR No. 2-A – Summary of Approved Budget, Utilizations, Disbursements and Balances by Object of Expenditures
- FAR No. 3 – Aging of Due and Demandable Utilization
- FAR No. 4 – Monthly Report of Disbursements
- FAR No. 5 – Quarterly Report of Revenue and Other Receipts
- FAR No. 6 – Statement of Approved Budget, Utilizations, Disbursements and Balances
- BAR 1 – Quarterly Physical Report of Operation
- BAR 2 – Quarterly Report of Operations
- BAR 4 – Quarterly Report of Operations

Very truly yours,

*[Signature]*  
**JOSEPH ROLAND O. MEJIA, MD., FPSMS, MBAH, MPA, DHSM, DCDM, CESE.**  
Medical Center Chief II






Republic of the Philippines  
Department of Health  
Regional Office I  
**REGION 1 MEDICAL CENTER**  
Arellano Street, Dagupan City 2400  
Telephone Nos. : (075) 515-8916, (075) 515-3030  
Telefax No. : (075) 523-4103  
Email Address : region1mc@gmail.com



File Copy

April 13, 2021

**DR. LEOPOLDO J. VEGA, FPCS, FPATACSI, MBAH**  
Under Secretary of Health  
OIC-Administration & Financial Management Team  
Department of Health  
San Lazaro Compound, Rizal Avenue  
Sta. Cruz, Manila



Thru: **VALERIANO JESUS V. LOPEZ, MD, MPH, MHA, CESO IV**  
Director IV  
Center for Health Development for Ilocos  
City of San Fernando, La Union


SIR :

We are submitting herewith the following Budgetary Financial Reports as of March 31, 2021 as follows:

- Statement of Allotments, Obligations and Balances (SAOB)
- FAR No. 1 – Statement of Appropriations, Allotments, Obligations, Disbursements and Balances
- FAR No. 1-A – Summary of Appropriations, Allotments, Obligations, Disbursements and Balances by Object of Expenditures
- FAR No. 1-B – List of Allotments and Sub-Allotments
- FAR No. 1-C – Statement of Obligations, Disbursements, Liquidations and Balances for Inter-Agency Fund Transfers (for Source Agency)
- FAR No. 2 – Statement of Approved Budget, Utilizations, Disbursements and Balances
- FAR No. 2-A – Summary of Approved Budget, Utilizations, Disbursements and Balances by Object of Expenditures
- FAR No. 3 – Aging of Due and Demandable Utilization
- FAR No. 4 – Monthly Report of Disbursements
- FAR No. 5 – Quarterly Report of Revenue and Other Receipts
- FAR No. 6 – Statement of Approved Budget, Utilizations, Disbursements and Balances
- BAR 1 – Quarterly Physical Report of Operation
- BAR 2 – Quarterly Report of Operations
- BAR 4 – Quarterly Report of Operations

Please acknowledge receipt hereof.

Very truly yours,

  
**JOSEPH ROLAND O. MEJIA, MD., FPSMS, MBAH, MPA, DHSM, DCDM, CESE.**  
Medical Center Chief II



Republic of the Philippines  
Department of Health  
Regional Office I  
**REGION 1 MEDICAL CENTER**  
Arellano Street, Dagupan City 2400  
Telephone Nos. : (075) 515-8916, (075) 515-3030  
Telefax No. : (075) 523-4103  
Email Address : region1mc@gmail.com



April 13, 2021

**ASST. COM. LOURDES CASTILLO**

Government Accounting Sector  
Commission on Audit  
Commonwealth, Quezon City

**Thru: MS. SUSAN VEGA**


MADAM :

We are submitting herewith the following Budgetary Financial Reports as of March 31, 2021 as follows:

- Statement of Allotments, Obligations and Balances (SAOB)
- FAR No. 1 – Statement of Appropriations, Allotments, Obligations, Disbursements and Balances
- FAR No. 1-A – Summary of Appropriations, Allotments, Obligations, Disbursements and Balances by Object of Expenditures
- FAR No. 1-B – List of Allotments and Sub-Allotments
- FAR No. 1-C – Statement of Obligations, Disbursements, Liquidations and Balances for Inter-Agency Fund Transfers (for Source Agency)
- FAR No. 2 – Statement of Approved Budget, Utilizations, Disbursements and Balances
- FAR No. 2-A – Summary of Approved Budget, Utilizations, Disbursements and Balances by Object of Expenditures
- FAR No. 3 – Aging of Due and Demandable Utilization
- FAR No. 4 – Monthly Report of Disbursements
- FAR No. 5 – Quarterly Report of Revenue and Other Receipts
- FAR No. 6 – Statement of Approved Budget, Utilizations, Disbursements and Balances
- BAR 1 – Quarterly Physical Report of Operation
- BAR 2 – Quarterly Report of Operations
- BAR 4 – Quarterly Report of Operations

Please acknowledge receipt hereof.

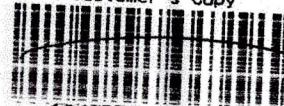
Very truly yours,

  
**JOSEPH ROLAND O. MEJIA, MD., FPSMS, MBAH, MPA, DHSM, DCDM, CESE.**  
Medical Center Chief II



**LBC EXPRESS, INC.**  
G/F NEPO MALL, ARRELANO ST., BARANGAY PA  
NTAL, DAGUPAN CITY, PANGASINAN  
Tel. No : (63) 075 5157576  
VAT TIN : 000-782-140-806

Customer's Copy



1815 1407 9641

THIS SERVES AS AN OFFICIAL RECEIPT  
TIN : 15880613420616869  
Serial No : 6CR7126Y3F  
Official Receipt No : DG0410000109154

**SHIPPER:**

**REGION I, MEDICAL CENTER**  
Address: ARELLANO ST.,  
DAGUPAN CITY, PANGASINAN  
Contact No(s): 5158916 / 9469371700  
Card Number: TIN:  
Email : 0

**CONSIGNEE:**  
And or / care of: /

**CASTILLO, ASST COMM LOURDES**  
Address: C/O SUSAN VEGA GOVT ACCTNG SECTION, COA COM  
MONHEALTH  
QUEZON CITY, METRO MANILA  
Contact No.(s): 89319207

**Cargo N-Pack Large**

|                          |                              |                    |          |
|--------------------------|------------------------------|--------------------|----------|
| Origin                   | : NLA-DG04-NEPO MALL DAGUPAN | VATable(Freight)   | : 254.46 |
| Tran. Date               | : 04/16/2021 10:23:47 AM     | VATable(Valuation) | : 13.30  |
| Delivery Date            | : 04/17/2021 - 04/18/2021    | VAT-Exempt         | : 0.00   |
| Area Dest.               | : METRO MANILA               | VAT Zero-Rated     | : 0.00   |
| Tran. Type               | : Delivery                   | Discount           | : 0.00   |
| Cut-Off                  | : 04:20 PM                   | Packing Fee        | : 0.00   |
|                          |                              | 10AM Pickup Fee    | : 0.00   |
| Actual Wt (Kg.)          | : 0.20                       | Total Sales        | : 267.05 |
| Volume Wt (cm x cm x cm) | : 0.00X0.00X0.00=0.00        | 12% VAT            | : 32.15  |
| Declared Value           | : 500.00                     |                    |          |
| Said to Contain          | : FINANCIAL DOCS ONLY        |                    |          |

**Amount Due : 300.00**  
Mode : CASH

Track your padala at:  
[www.lbcexpress.com](http://www.lbcexpress.com)  
Talk to our Care Representative  
[www.lbcexpress.com](http://www.lbcexpress.com)  
Tel. (632) 8858-5999  
**1-800-10-8585-999**  
\*Only for PH outside NCR

Let us know of your experience:  
[survey.lbcexpress.com](http://survey.lbcexpress.com)

Due to pandemic, delivery date may change without prior notice  
LBC Express values your privacy. For more info on our privacy policy  
visit [www.lbcexpress.com/privacy-policy](http://www.lbcexpress.com/privacy-policy)  
SHIPPER WARRANTS THAT THE SHIPMENT HAS NO CASH INSIDE CLAIMS OF CARGO ARE  
LIMITED UP TO ACTUAL DECLARED VALUE ONLY  
I hereby agree to be bound with the terms and conditions written at the  
back set forth by LBC EXPRESS

**VANESSA SAPSON**  
Signature of Associate

**REGION I, MEDICAL CENTER**  
Signature of Shipper

OR Series No : DG0410000000001 to DG0489999999999 BIR Final PTUW:FP062015-122-0047490-00006  
BIR Accreditation No: 1220007821402015060318 Date Issued: 06/26/2015 valid until 07/31/2025  
\*THIS INVOICE/RECEIPT SHALL BE VALID FOR FIVE(5) YEARS FROM THE DATE OF THE PERMIT TO USE. \*



Republic of the Philippines  
Department of Health  
Center for Health Development - I  
**REGION 1 MEDICAL CENTER**  
Arellano Street, Dagupan City 2400  
(075) 653-8888, (075) 515-8916  
(075) 523-4103  
region1mc@gmail.com



**STATEMENT OF ALLOTMENTS, OBLIGATIONS, DISBURSEMENTS AND BALANCES**  
As of March 31, 2021

| PARTICULARS   | OBJECT CODE | ALLOTMENTS              | OTHER RELEASES FROM DBM/CO/CHD | TOTAL ALLOTMENTS        | ADJUSTMENTS/ MODIFICATIONS | ADJUSTED ALLOTMENT      | OBLIGATIONS TO DATE   | DISBURSEMENT TO DATE  | UNOBLIGATED BALANCES  | UNLIQUIDATED BALANCES |
|---|-------------|-------------------------|--------------------------------|-------------------------|----------------------------|-------------------------|-----------------------|-----------------------|-----------------------|-----------------------|
| <b>PREXC OO : ACCESS TO CURATIVE AND REHABILITATIVE HEALTH CARE SERVICES IMPROVED</b> |             |                         |                                |                         |                            |                         |                       |                       |                       |                       |
| <b>Operation of DOH Regional Hospitals and Other Health Facilities</b>                |             |                         |                                |                         |                            |                         |                       |                       |                       |                       |
| <b>CURRENT APPROPRIATION</b>  |             |                         |                                |                         |                            |                         |                       |                       |                       |                       |
| <b>I. REGULAR APPROPRIATION</b>   |             |                         |                                |                         |                            |                         |                       |                       |                       |                       |
| <b>P.P.A. CODE 320101100001000</b>  |             |                         |                                |                         |                            |                         |                       |                       |                       |                       |
| <b>PERSONNEL SERVICES</b>   |             |                         |                                |                         |                            |                         |                       |                       |                       |                       |
| Basic Salary - Civilian   | 5010101001  | 710,691,000.00          | -                              | 710,691,000.00          | -                          | 710,691,000.00          | 173,834,817.31        | 173,834,817.31        | 536,856,182.69        | -                     |
| PERA  | 5010201001  | 38,004,000.00           | -                              | 38,004,000.00           | -                          | 38,004,000.00           | 9,305,681.96          | 9,305,681.96          | 28,698,318.04         | -                     |
| Representation Allowance  | 5010202000  | 450,000.00              | -                              | 450,000.00              | -                          | 450,000.00              | 96,000.00             | 96,000.00             | 354,000.00            | -                     |
| Transportation Allowance  | 5010203001  | 450,000.00              | -                              | 450,000.00              | -                          | 450,000.00              | 96,000.00             | 96,000.00             | 354,000.00            | -                     |
| Clothing Allowance  | 5010204001  | 9,588,000.00            | -                              | 9,588,000.00            | -                          | 9,588,000.00            | -                     | -                     | 9,588,000.00          | -                     |
| Laundry Allowance   | 5010206004  | -                       | -                              | -                       | 670,868.28                 | 670,868.28              | 670,868.28            | 670,868.28            | -                     | -                     |
| Subsistence Allowance   | 5010205003  | -                       | -                              | -                       | 6,905,500.00               | 6,905,500.00            | 6,905,500.00          | 6,905,500.00          | -                     | -                     |
| Hazard Pay  | 5010211005  | 98,713,000.00           | -                              | 98,713,000.00           | (13,772,341.65)            | 84,940,658.35           | 31,485,707.60         | 31,485,707.60         | 53,454,950.75         | -                     |
| Longevity Pay   | 5010212004  | -                       | -                              | -                       | 6,195,973.37               | 6,195,973.37            | 6,195,973.37          | 6,195,973.37          | -                     | -                     |
| Productivity Incentive Benefits   | 5010208001  | -                       | -                              | -                       | -                          | -                       | -                     | -                     | -                     | -                     |
| Cash Gift   | 5010215001  | 7,990,000.00            | -                              | 7,990,000.00            | -                          | 7,990,000.00            | -                     | -                     | 7,990,000.00          | -                     |
| Year-end Benefits   | 5010214000  | 59,224,000.00           | -                              | 59,224,000.00           | -                          | 59,224,000.00           | -                     | -                     | 59,224,000.00         | -                     |
| Mid-year Benefits   | 5010214000  | 59,224,000.00           | -                              | 59,224,000.00           | -                          | 59,224,000.00           | -                     | -                     | 59,224,000.00         | -                     |
| Productivity Enhancement Incentive  | 5010299012  | 7,990,000.00            | -                              | 7,990,000.00            | -                          | 7,990,000.00            | -                     | -                     | 7,990,000.00          | -                     |
| PAG-IBIG Contributions  | 5010302001  | 1,918,000.00            | -                              | 1,918,000.00            | -                          | 1,918,000.00            | 471,700.00            | 316,900.00            | 1,446,300.00          | 154,800.00            |
| Philhealth Contributions  | 5010303001  | 7,459,000.00            | -                              | 7,459,000.00            | -                          | 7,459,000.00            | 2,407,370.34          | 2,407,370.34          | 5,051,629.66          | -                     |
| ECC Contributions   | 5010304001  | 1,918,000.00            | -                              | 1,918,000.00            | -                          | 1,918,000.00            | 470,800.00            | 470,800.00            | 1,447,200.00          | -                     |
| Step Increment  | 5010499010  | 1,777,000.00            | -                              | 1,777,000.00            | (27,500.00)                | 1,749,500.00            | 48,307.58             | 48,307.58             | 1,701,192.42          | -                     |
| Terminal Leave Benefits- Civilian   | 5010403001  | -                       | -                              | -                       | -                          | -                       | -                     | -                     | -                     | -                     |
| Loyalty Award-Civilian  | 5010499015  | -                       | -                              | -                       | 27,500.00                  | 27,500.00               | 27,500.00             | 27,500.00             | -                     | -                     |
| <b>TOTAL PERSONNEL SERVICES</b>   |             | <b>1,008,396,000.00</b> | <b>-</b>                       | <b>1,008,396,000.00</b> | <b>-</b>                   | <b>1,008,396,000.00</b> | <b>232,016,226.44</b> | <b>231,861,426.44</b> | <b>773,379,773.56</b> | <b>154,800.00</b>     |



| PARTICULARS   | OBJECT CODE | ALLOTMENT             | OTHER RELEASES FROM DBM/CO/CHD | TOTAL ALLOTMENTS      | ADJUSTMENTS/ MODIFICATIONS | ADJUSTED ALLOTMENT    | OBLIGATIONS TO DATE  | DISBURSEMENT TO DATE | UNOBLIGATED BALANCES | UNLIQUIDATED BALANCES |
|---|-------------|-----------------------|--------------------------------|-----------------------|----------------------------|-----------------------|----------------------|----------------------|----------------------|-----------------------|
| <b>MAINTENANCE &amp; OTHER OPERATING EXPENSES</b>   |             |                       |                                |                       |                            |                       |                      |                      |                      |                       |
| Traveling Expense - Local                           | 5020101000  | 114,000.00            | -                              | 114,000.00            | -                          | 114,000.00            | 11,570.01            | 10,570.01            | 102,429.99           | 1,000.00              |
| Training Expense                                    | 5020201002  | 317,000.00            | -                              | 317,000.00            | -                          | 317,000.00            | 58,869.75            | 58,869.75            | 258,130.25           | -                     |
| Office Supplies Expense                             | 5020301000  | 780,000.00            | -                              | 780,000.00            | -                          | 780,000.00            | 52,775.10            | 52,775.10            | 727,224.90           | -                     |
| Accountable Forms                                   | 5020302000  |                       | -                              | -                     | 10,400.00                  | 10,400.00             | 10,400.00            | 10,400.00            | -                    | -                     |
| Food Supplies Expense                               | 5020305000  | 5,838,000.00          | -                              | 5,838,000.00          | -                          | 5,838,000.00          | 2,260,444.62         | 2,260,444.62         | 3,577,555.38         | -                     |
| Drugs & Medicines Expenses                          | 5020307000  | 81,985,000.00         | -                              | 81,985,000.00         | (6,686,706.69)             | 75,298,293.31         | -                    | -                    | 75,298,293.31        | -                     |
| Medical, Dental & Lab. Supplies Expense             | 5020308000  | 16,420,000.00         | -                              | 16,420,000.00         | 2,524,062.28               | 18,944,062.28         | 18,944,062.28        | 11,940,548.72        | -                    | 7,003,513.56          |
| Fuel, Oil & Lubricant Expense                       | 5020309000  |                       | -                              | -                     | 3,200.00                   | 3,200.00              | 3,200.00             | 3,200.00             | -                    | -                     |
| Other Supplies Expenses                             | 5020399000  | 499,000.00            | -                              | 499,000.00            | (330,423.92)               | 168,576.08            | 41,488.50            | 28,919.00            | 127,087.58           | 12,569.50             |
| Water Expenses                                      | 5020401000  |                       | -                              | -                     | 781,499.96                 | 781,499.96            | 781,499.96           | 781,499.96           | -                    | -                     |
| Electricity Expenses                                | 5020402000  | 18,574,000.00         | -                              | 18,574,000.00         | -                          | 18,574,000.00         | 4,104,159.67         | 4,053,228.35         | 14,469,840.33        | 50,931.32             |
| Gas/Heating Expenses                                | 5020403000  |                       | -                              | -                     | -                          | -                     | -                    | -                    | -                    | -                     |
| Postage and Courier Services                        | 5020501000  |                       | -                              | -                     | 1,980.00                   | 1,980.00              | 1,980.00             | 1,980.00             | -                    | -                     |
| Telephone Expenses-Landline                         | 5020502002  | 264,000.00            | -                              | 264,000.00            | -                          | 264,000.00            | 218,388.65           | 215,283.68           | 45,611.35            | 3,104.97              |
| Telephone Expenses-Mobile                           | 5020502001  | 557,000.00            | -                              | 557,000.00            | -                          | 557,000.00            | 203,090.89           | 203,090.89           | 353,909.11           | -                     |
| Internet Subscription Expenses                      | 5020503000  | 10,000.00             | -                              | 10,000.00             | 580,665.60                 | 590,665.60            | 590,665.60           | 590,665.60           | -                    | -                     |
| Cable, Satellite, Telegraph and Radio Expenses      | 5020504000  |                       | -                              | -                     | 15,780.00                  | 15,780.00             | 15,780.00            | 10,520.00            | -                    | 5,260.00              |
| Advertising Expense                                 | 5029901000  |                       | -                              | -                     | -                          | -                     | -                    | -                    | -                    | -                     |
| Printing/Binding                                    | 5029902000  |                       | -                              | -                     | -                          | -                     | -                    | -                    | -                    | -                     |
| Representation Expenses                             | 5029903000  |                       | -                              | -                     | -                          | -                     | -                    | -                    | -                    | -                     |
| Subscription Expenses                               | 5029907000  |                       | -                              | -                     | -                          | -                     | -                    | -                    | -                    | -                     |
| Legal Services                                      | 5021101000  |                       | -                              | -                     | -                          | -                     | -                    | -                    | -                    | -                     |
| Auditing Service                                    | 5021102000  | 329,000.00            | -                              | 329,000.00            | -                          | 329,000.00            | 105,225.60           | 105,225.60           | 223,774.40           | -                     |
| Consultancy Service                                 | 5021103000  |                       | -                              | -                     | -                          | -                     | -                    | -                    | -                    | -                     |
| Environment/Sanitary Services                       | 5021501000  |                       | -                              | -                     | -                          | -                     | -                    | -                    | -                    | -                     |
| Other General Service                               | 5021299000  | 3,226,000.00          | -                              | 3,226,000.00          | -                          | 3,226,000.00          | 1,434,562.16         | 1,422,643.43         | 1,791,437.84         | 11,918.73             |
| Janitorial Services                                 | 5021202000  |                       | -                              | -                     | -                          | -                     | -                    | -                    | -                    | -                     |
| Security Services                                   | 5021203000  |                       | -                              | -                     | -                          | -                     | -                    | -                    | -                    | -                     |
| Other Professional Services                         | 5021299000  |                       | -                              | -                     | 2,092,295.80               | 2,092,295.80          | 2,092,295.80         | 2,092,295.80         | -                    | -                     |
| Repair & Maintenance of Power Supply System         | 5021303005  |                       | -                              | -                     | -                          | -                     | -                    | -                    | -                    | -                     |
| Repair & Maintenance of Motor Vehicles              | 5021306001  |                       | -                              | -                     | 38,620.00                  | 38,620.00             | 38,620.00            | 27,900.00            | -                    | 10,720.00             |
| Repair & Maintenance of Office Equipment            | 5021305002  |                       | -                              | -                     | -                          | -                     | -                    | -                    | -                    | -                     |
| Repair & Maintenance of Medical Equipment           | 5021305011  |                       | -                              | -                     | 273,000.00                 | 273,000.00            | 273,000.00           | -                    | -                    | 273,000.00            |
| Repair & Maintenance of Hospital & Health Centers   | 5021304003  |                       | -                              | -                     | -                          | -                     | -                    | -                    | -                    | -                     |
| Repair & Maintenance of ICT Equipment               | 5021305003  |                       | -                              | -                     | 4,500.00                   | 4,500.00              | 4,500.00             | 4,500.00             | -                    | -                     |
| Repair & Maintenance of Printing Equipment          | 5021305012  |                       | -                              | -                     | 1,456.00                   | 1,456.00              | 1,456.00             | 1,456.00             | -                    | -                     |
| Repair & Maintenance of Other Machinery & Equipment | 5021305099  |                       | -                              | -                     | 74,250.00                  | 74,250.00             | 74,250.00            | -                    | -                    | 74,250.00             |
| Repair & Maintenance of Other PPE                   | 5021309099  |                       | -                              | -                     | -                          | -                     | -                    | -                    | -                    | -                     |
| Other Maintenance & Operating Expenses              | 5029999099  | 335,000.00            | -                              | 335,000.00            | 402,787.60                 | 737,787.60            | 737,787.60           | 687,787.60           | -                    | 50,000.00             |
| Financial Assistance to NGA's                       | 5021402000  |                       | -                              | -                     | -                          | -                     | -                    | -                    | -                    | -                     |
| Subsidies- Others                                   | 5021499000  |                       | -                              | -                     | -                          | -                     | -                    | -                    | -                    | -                     |
| Taxes, Duties & Licenses                            | 5021501001  |                       | -                              | -                     | 6,580.62                   | 6,580.62              | 6,580.62             | 6,580.62             | -                    | -                     |
| Fidelity Bond Premium                               | 5021502000  |                       | -                              | -                     | 131,662.50                 | 131,662.50            | 131,662.50           | 131,662.50           | -                    | -                     |
| Insurance Expense                                   | 5021503000  |                       | -                              | -                     | 74,390.25                  | 74,390.25             | 74,390.25            | 74,390.25            | -                    | -                     |
| <b>TOTAL MOOE</b>                                   |             | <b>129,248,000.00</b> | <b>-</b>                       | <b>129,248,000.00</b> | <b>-</b>                   | <b>129,248,000.00</b> | <b>32,272,706.56</b> | <b>24,776,437.48</b> | <b>96,975,294.44</b> | <b>7,496,268.08</b>   |



| PARTICULARS  | OBJECT CODE | ALLOTMENTS              | OTHER RELEASES FROM DBM/CO/CHD | TOTAL ALLOTMENTS        | ADJUSTMENTS/ MODIFICATIONS | ADJUSTED ALLOTMENT      | OBLIGATIONS TO DATE   | DISBURSEMENT TO DATE  | UNOBLIGATED BALANCES  | UNLIQUIDATED BALANCES |
|--|-------------|-------------------------|--------------------------------|-------------------------|----------------------------|-------------------------|-----------------------|-----------------------|-----------------------|-----------------------|
| <b>CAPITAL OUTLAY</b>  |             |                         |                                |                         |                            |                         |                       | -                     |                       |                       |
| Hospital & Health Center   | 5060404003  | 27,500,000.00           | -                              | 27,500,000.00           | -                          | 27,500,000.00           | -                     | -                     | 27,500,000.00         | -                     |
| <b>TOTAL CAPITAL OUTLAY</b>  |             | <b>27,500,000.00</b>    | <b>-</b>                       | <b>27,500,000.00</b>    | <b>-</b>                   | <b>27,500,000.00</b>    | <b>-</b>              | <b>-</b>              | <b>27,500,000.00</b>  | <b>-</b>              |
| <b>TOTAL CURRENT OPERATING EXPENSES</b>  |             | <b>1,162,144,000.00</b> | <b>-</b>                       | <b>1,162,144,000.00</b> | <b>-</b>                   | <b>1,162,144,000.00</b> | <b>264,288,932.00</b> | <b>266,637,863.92</b> | <b>897,855,068.00</b> | <b>7,651,068.08</b>   |
| <b>II. SPECIFIC BUDGET OF NATIONAL GOVERNMENT AGENCIES</b>   |             |                         |                                |                         |                            |                         |                       |                       |                       |                       |
| <b>GENERAL ADMINISTRATION AND SUPPORT</b>  |             |                         |                                |                         |                            |                         |                       |                       |                       |                       |
| Administration of Personnel Benefits   |             |                         |                                |                         |                            |                         |                       |                       |                       |                       |
| P.P.A. CODE 100000100002000  |             |                         |                                |                         |                            |                         |                       |                       |                       |                       |
| <b>PERSONNEL SERVICES</b>  |             |                         |                                |                         |                            |                         |                       |                       |                       |                       |
| Lumpsum for Unfilled Positions   | 5010499001  | 61,445,000.00           | -                              | 61,445,000.00           | (862,013.88)               | 60,582,986.12           | -                     | -                     | 60,582,986.12         | -                     |
| Magna Carta - Hazard Pay   | 5010211005  | 29,470,000.00           | -                              | 29,470,000.00           | (19,745.44)                | 29,450,254.56           | 129,818.98            | 129,818.98            | 29,320,435.58         | -                     |
| Terminal Leave   | 5010403001  | 11,396,000.00           | -                              | 11,396,000.00           | -                          | 11,396,000.00           | 1,020,520.58          | 1,020,520.58          | 10,375,479.42         | -                     |
| Basic Salary- Civilian   | 5010101001  | -                       | -                              | -                       | 810,161.03                 | 810,161.03              | 810,161.03            | 810,161.03            | -                     | -                     |
| PERA   | 5010201001  | -                       | -                              | -                       | 34,545.50                  | 34,545.50               | 34,545.50             | 34,545.50             | -                     | -                     |
| Subsistence Allowance  | 5010205003  | -                       | -                              | -                       | 27,600.00                  | 27,600.00               | 27,600.00             | 27,600.00             | -                     | -                     |
| Laundry Allowance  | 5010206004  | -                       | -                              | -                       | 2,590.89                   | 2,590.89                | 2,590.89              | 2,590.89              | -                     | -                     |
| Pag-ibig Contribution  | 5010302001  | -                       | -                              | -                       | 400.00                     | 400.00                  | 400.00                | 400.00                | -                     | -                     |
| Philhealth Contribution  | 5010303001  | -                       | -                              | -                       | 6,461.90                   | 6,461.90                | 6,461.90              | 6,461.90              | -                     | -                     |
| <b>TOTAL ADMINISTRATION OF PERSONNEL BENEFITS</b>  |             | <b>102,311,000.00</b>   | <b>-</b>                       | <b>102,311,000.00</b>   | <b>0.00</b>                | <b>102,311,000.00</b>   | <b>2,032,098.88</b>   | <b>2,032,098.88</b>   | <b>100,278,901.12</b> | <b>-</b>              |
| <b>III. AUTOMATIC APPROPRIATIONS</b>   |             |                         |                                |                         |                            |                         |                       |                       |                       |                       |
| P.P.A.CODE 320101100003000   |             |                         |                                |                         |                            |                         |                       |                       |                       |                       |
| Life & Retirement Insurance Contributions  | 5010301000  | 85,283,000.00           | -                              | 85,283,000.00           | -                          | 85,283,000.00           | 20,829,853.35         | 20,829,853.35         | 64,453,146.65         | -                     |
| <b>TOTAL AUTOMATIC APPROPRIATIONS</b>  |             | <b>85,283,000.00</b>    | <b>-</b>                       | <b>85,283,000.00</b>    | <b>-</b>                   | <b>85,283,000.00</b>    | <b>20,829,853.35</b>  | <b>20,829,853.35</b>  | <b>64,453,146.65</b>  | <b>-</b>              |
| <b>IV. SUB-ALLOTMENT FROM DOH CENTRAL OFFICE</b>   |             |                         |                                |                         |                            |                         |                       |                       |                       |                       |
| P.P.A.CODE 320101100001000   |             |                         | -                              | -                       | -                          | -                       | -                     | -                     | -                     | -                     |
| SAA No. 2021-01-0051   |             |                         | -                              | -                       | -                          | -                       | -                     | -                     | -                     | -                     |
| Health Facility Policy & Plan Development  |             |                         | -                              | -                       | -                          | -                       | -                     | -                     | -                     | -                     |
| Other maintenance & Operating Expenses   | 5029999099  |                         | 350,000.00                     | 350,000.00              | -                          | 350,000.00              | 53,081.16             | 53,081.16             | 296,918.84            | -                     |
| P.P.A.CODE 340100100001000   |             |                         | -                              | -                       | -                          | -                       | -                     | -                     | -                     | -                     |
| Assistance to Indigent Patients either confined or out patients in Government Hospitals/Specialty hospitals/LGU hospitals/Philippine General Hospital/West Visayas State University Hospital |             |                         | -                              | -                       | -                          | -                       | -                     | -                     | -                     | -                     |
| Financial Assistance to NGA's  | 5021402000  |                         | -                              | -                       | -                          | -                       | -                     | -                     | -                     | -                     |
| SAA No. 2021-01-0129   |             |                         | 10,000,000.00                  | 10,000,000.00           | -                          | 10,000,000.00           | 10,000,000.00         | 10,000,000.00         | -                     | -                     |
| SAA No. 2021-01-0196   |             |                         | 1,700,000.00                   | 1,700,000.00            | -                          | 1,700,000.00            | -                     | -                     | 1,700,000.00          | -                     |
| SAA No.2021-02-0542  |             |                         | 1,250,000.00                   | 1,250,000.00            | -                          | 1,250,000.00            | 250,000.00            | 250,000.00            | 1,000,000.00          | -                     |
| SAA No.2021-02-0401  |             |                         | 750,000.00                     | 750,000.00              | -                          | 750,000.00              | -                     | -                     | 750,000.00            | -                     |
| SAA No.2021-03-0721  |             |                         | 15,650,000.00                  | 15,650,000.00           | -                          | 15,650,000.00           | 15,650,000.00         | 15,650,000.00         | -                     | -                     |



| PARTICULARS  | OBJECT CODE | ALLOTMENTS       | OTHER RELEASES FROM DBM/CO/CHD | TOTAL ALLOTMENTS | ADJUSTMENTS/ MODIFICATIONS | ADJUSTED ALLOTMENT | OBLIGATIONS TO DATE | DISBURSEMENT TO DATE | UNOBLIGATED      | UNLIQUIDATED |
|--|-------------|------------------|--------------------------------|------------------|----------------------------|--------------------|---------------------|----------------------|------------------|--------------|
|  |             |                  |                                |                  |                            |                    |                     |                      | BALANCES         | BALANCES     |
| SAA No.2021-03-0779  |             |                  | (1,700,000.00)                 | (1,700,000.00)   | -                          | (1,700,000.00)     | -                   | -                    | (1,700,000.00)   | -            |
| SAA No.2021-03-0776  |             |                  | (1,000,000.00)                 | (1,000,000.00)   | -                          | (1,000,000.00)     | -                   | -                    | (1,000,000.00)   | -            |
| SAA No.2021-03-0997  |             |                  | 100,000.00                     | 100,000.00       | -                          | 100,000.00         | -                   | -                    | 100,000.00       | -            |
| SAA No.2021-03-1125  |             |                  | 1,000,000.00                   | 1,000,000.00     | -                          | 1,000,000.00       | -                   | -                    | 1,000,000.00     | -            |
| Total  |             | -                | 27,750,000.00                  | 27,750,000.00    | -                          | 27,750,000.00      | 25,900,000.00       | 25,900,000.00        | 1,850,000.00     | -            |
|  |             |                  | -                              | -                | -                          | -                  | -                   | -                    | -                | -            |
| P.P.A.CODE 310301100001000   |             |                  | -                              | -                | -                          | -                  | -                   | -                    | -                | -            |
| SAA No. 2021-02-0257   |             |                  | -                              | -                | -                          | -                  | -                   | -                    | -                | -            |
| Family Health , Immunization, Nutrition and Responsible Parenting  |             |                  | -                              | -                | -                          | -                  | -                   | -                    | -                | -            |
| Other Professional Services  | 5021199000  |                  | 3,491,001.60                   | 3,491,001.60     | -                          | 3,491,001.60       | 3,226,537.92        | 3,226,537.92         | 264,463.68       | -            |
|  |             |                  | -                              | -                | -                          | -                  | -                   | -                    | -                | -            |
| P.P.A.CODE 310201100002000   |             |                  | -                              | -                | -                          | -                  | -                   | -                    | -                | -            |
| SAA No. 2021-02-0342   |             |                  | -                              | -                | -                          | -                  | -                   | -                    | -                | -            |
| Health Facilities & Enhancement Program  |             |                  | -                              | -                | -                          | -                  | -                   | -                    | -                | -            |
| Hospital & Health Centers  | 5060404003  |                  | 20,000,000.00                  | 20,000,000.00    | -                          | 20,000,000.00      | -                   | -                    | 20,000,000.00    | -            |
| Medical Equipment  | 5060405011  |                  | 53,000,000.00                  | 53,000,000.00    | -                          | 53,000,000.00      | -                   | -                    | 53,000,000.00    | -            |
| Total  |             | -                | 73,000,000.00                  | 73,000,000.00    | -                          | 73,000,000.00      | -                   | -                    | 73,000,000.00    | -            |
|  |             |                  | -                              | -                | -                          | -                  | -                   | -                    | -                | -            |
| P.P.A.CODE 310500100001000   |             |                  | -                              | -                | -                          | -                  | -                   | -                    | -                | -            |
| SAA No. 2021-02-0437   |             |                  | -                              | -                | -                          | -                  | -                   | -                    | -                | -            |
| Health Emergency Preparedness and Response   |             |                  | -                              | -                | -                          | -                  | -                   | -                    | -                | -            |
| Training Expenses  | 5020201002  |                  | 160,000.00                     | 160,000.00       | -                          | 160,000.00         | -                   | -                    | 160,000.00       | -            |
| Other Supplies & Materials   | 5020399000  |                  | 32,000.00                      | 32,000.00        | -                          | 32,000.00          | -                   | -                    | 32,000.00        | -            |
| Telephone-Mobile   | 5020502001  |                  | 8,000.00                       | 8,000.00         | -                          | 8,000.00           | -                   | -                    | 8,000.00         | -            |
| Representation Expenses  | 5029903000  |                  | 20,000.00                      | 20,000.00        | -                          | 20,000.00          | -                   | -                    | 20,000.00        | -            |
| Printing & Publication Expenses  | 5029902000  |                  | 40,000.00                      | 40,000.00        | -                          | 40,000.00          | -                   | -                    | 40,000.00        | -            |
| Travel Expenses-Local  | 5020101000  |                  | 20,000.00                      | 20,000.00        | -                          | 20,000.00          | -                   | -                    | 20,000.00        | -            |
| Drugs & Medicines  | 5020307000  |                  | 120,000.00                     | 120,000.00       | -                          | 120,000.00         | -                   | -                    | 120,000.00       | -            |
| Total  |             | -                | 400,000.00                     | 400,000.00       | -                          | 400,000.00         | -                   | -                    | 400,000.00       | -            |
| TOTAL SUB-ALLOTMENT FROM DOH CENTRAL OFFICE  |             | -                | 104,991,001.60                 | 104,991,001.60   | -                          | 104,991,001.60     | 29,179,619.08       | 29,179,619.08        | 75,811,382.52    | -            |
|  |             |                  |                                |                  |                            |                    |                     |                      |                  |              |
| V. SUB-ALLOTMENT FROM CHD  |             |                  |                                |                  |                            |                    |                     |                      |                  |              |
|  |             |                  |                                |                  |                            |                    |                     |                      |                  |              |
| P.P.A.CODE 340100100001000   |             |                  | -                              | -                | -                          | -                  | -                   | -                    | -                | -            |
| SAA No.  |             |                  | -                              | -                | -                          | -                  | -                   | -                    | -                | -            |
|  |             |                  | -                              | -                | -                          | -                  | -                   | -                    | -                | -            |
| Assistance to Indigent Patients either confined or out patients in Government Hospitals/Specialty hospitals/LGU hospitals/Philippine General Hospital/West Visayas State University Hospital |             |                  | -                              | -                | -                          | -                  | -                   | -                    | -                | -            |
|  |             |                  | -                              | -                | -                          | -                  | -                   | -                    | -                | -            |
| Subsidy to NGA's   |             |                  | -                              | -                | -                          | -                  | -                   | -                    | -                | -            |
| TOTAL SUB-ALLOTMENT FROM CHD   |             | -                | -                              | -                | -                          | -                  | -                   | -                    | -                | -            |
|  |             |                  |                                |                  |                            |                    |                     |                      |                  |              |
| TOTAL CURRENT APPROPRIATION  |             | 1,349,738,000.00 | 104,991,001.60                 | 1,454,729,001.60 | 0.00                       | 1,454,729,001.60   | 316,330,503.31      | 308,679,435.23       | 1,138,398,498.29 | 7,651,068.08 |



| PARTICULARS   | OBJECT CODE | ALLOTMENTS           | OTHER RELEASES FROM DBM/CO/CHD | TOTAL ALLOTMENTS    | ADJUSTMENTS/ MODIFICATIONS | ADJUSTED ALLOTMENT  | OBLIGATIONS TO DATE | DISBURSEMENT TO DATE | UNOBLIGATED         | UNLIQUIDATED |
|---|-------------|----------------------|--------------------------------|---------------------|----------------------------|---------------------|---------------------|----------------------|---------------------|--------------|
|   |             |                      |                                |                     |                            |                     |                     |                      | BALANCES            | BALANCES     |
| <b>CONTINUING APPROPRIATIONS</b>  |             |                      |                                |                     |                            |                     |                     |                      |                     |              |
| <b>I. REGULAR APPROPRIATION</b>   |             |                      |                                |                     |                            |                     |                     |                      |                     |              |
| <b>P.P.A. CODE 320101100003000</b>  |             |                      |                                |                     |                            |                     |                     |                      |                     |              |
| <b>A. Personnel Services</b>  |             |                      |                                |                     |                            |                     |                     |                      |                     |              |
| Basic Salary - Civilian   | 5010101001  | 12,766.46            | -                              | 12,766.46           | -                          | 12,766.46           | -                   | -                    | 12,766.46           | -            |
| PERA  | 5010201001  | 727.27               | -                              | 727.27              | -                          | 727.27              | -                   | -                    | 727.27              | -            |
| Laundry Allowance   | 5010206004  | 54.55                | -                              | 54.55               | -                          | 54.55               | -                   | -                    | 54.55               | -            |
| Subsistence Allowance   | 5010205003  | 550.00               | -                              | 550.00              | -                          | 550.00              | -                   | -                    | 550.00              | -            |
| Hazard Pay  | 5010211005  | 2,948.27             | -                              | 2,948.27            | -                          | 2,948.27            | -                   | -                    | 2,948.27            | -            |
| Philhealth Contributions  | 5010303001  | 0.08                 | -                              | 0.08                | -                          | 0.08                | -                   | -                    | 0.08                | -            |
| <b>TOTAL PERSONNEL SERVICES</b>   |             | <b>17,046.63</b>     | <b>-</b>                       | <b>17,046.63</b>    | <b>-</b>                   | <b>17,046.63</b>    | <b>-</b>            | <b>-</b>             | <b>17,046.63</b>    | <b>-</b>     |
| <b>B. Maintenance &amp; Other Operating Expenses</b>  |             |                      |                                |                     |                            |                     |                     |                      |                     |              |
| Drugs & Medicines Expenses  | 5020307000  | 8,220.61             | -                              | 8,220.61            | -                          | 8,220.61            | -                   | -                    | 8,220.61            | -            |
| Other General Service   | 5021299000  | 120,265.38           | -                              | 120,265.38          | -                          | 120,265.38          | -                   | -                    | 120,265.38          | -            |
| <b>TOTAL MOOE</b>   |             | <b>128,485.99</b>    | <b>-</b>                       | <b>128,485.99</b>   | <b>-</b>                   | <b>128,485.99</b>   | <b>-</b>            | <b>-</b>             | <b>128,485.99</b>   | <b>-</b>     |
| <b>II. SPECIAL PURPOSE FUND</b>   |             |                      |                                |                     |                            |                     |                     |                      |                     |              |
| <b>Miscellaneous Personnel Benefits Fund</b>  |             |                      |                                |                     |                            |                     |                     |                      |                     |              |
| P.P.A. CODE 320101100003000   |             |                      | -                              | -                   | -                          | -                   | -                   | -                    | -                   | -            |
| Basic Salary - Civilian   | 5010101001  | 8,419.68             | -                              | 8,419.68            | -                          | 8,419.68            | -                   | -                    | 8,419.68            | -            |
| <b>TOTAL SPECIAL PURPOSE FUND</b>   |             | <b>8,419.68</b>      | <b>-</b>                       | <b>8,419.68</b>     | <b>-</b>                   | <b>8,419.68</b>     | <b>-</b>            | <b>-</b>             | <b>8,419.68</b>     | <b>-</b>     |
| <b>III. SUB-ALLOTMENT FROM DOH CENTRAL OFFICE</b>   |             |                      |                                |                     |                            |                     |                     |                      |                     |              |
| P.P.A.CODE 310201100002000  |             |                      | -                              | -                   | -                          | -                   | -                   | -                    | -                   | -            |
| <b>Health Facilities Enhancement Program</b>  |             |                      | -                              | -                   | -                          | -                   | -                   | -                    | -                   | -            |
| Medical Equipment   | 560405011   | 9,500.00             | -                              | 9,500.00            | 5,900,000.00               | 5,909,500.00        | -                   | -                    | 5,909,500.00        | -            |
| P.P.A.CODE 340100100001000  |             |                      | -                              | -                   | -                          | -                   | -                   | -                    | -                   | -            |
| <b>Assistance to Indigent Patients either confined or out patients in Government Hospitals/Specialty hospitals/LGU hospitals/Philippine General Hospital/West Visayas State University Hospital</b> |             |                      | -                              | -                   | -                          | -                   | -                   | -                    | -                   | -            |
| Financial Assistance to NGA's   | 5021402000  | 100,000.00           | -                              | 100,000.00          | -                          | 100,000.00          | -                   | -                    | 100,000.00          | -            |
| P.P.A.CODE 310500100002000  |             |                      | -                              | -                   | -                          | -                   | -                   | -                    | -                   | -            |
| <b>Quick Response Fund</b>  |             |                      | -                              | -                   | -                          | -                   | -                   | -                    | -                   | -            |
| <b>Bayanihan Act II (Section 11(b), Republic Act No. 11494)</b>   |             |                      | -                              | -                   | -                          | -                   | -                   | -                    | -                   | -            |
| Medical Equipment   | 5060405011  | 1,200,000.00         | -                              | 1,200,000.00        | -                          | 1,200,000.00        | -                   | -                    | 1,200,000.00        | -            |
| Other Structures  | 5060404099  | 43,748.80            | -                              | 43,748.80           | -                          | 43,748.80           | -                   | -                    | 43,748.80           | -            |
| SAA No.21-02-0201   |             |                      | -                              | -                   | -                          | -                   | -                   | -                    | -                   | -            |
| Other Maintenance & Operating Expenses  | 5029999099  | 11,231,013.10        | (11,231,013.10)                | -                   | -                          | -                   | -                   | -                    | -                   | -            |
| Other Maintenance & Operating Expenses  | 5029999099  | 1,442,682.09         | (1,442,682.09)                 | -                   | -                          | -                   | -                   | -                    | -                   | -            |
| <b>Total</b>  |             | <b>13,917,443.99</b> | <b>(12,673,695.19)</b>         | <b>1,243,748.80</b> | <b>-</b>                   | <b>1,243,748.80</b> | <b>-</b>            | <b>-</b>             | <b>1,243,748.80</b> | <b>-</b>     |



| PARTICULARS  | OBJECT CODE | ALLOTMENTS       | OTHER RELEASES FROM DBM/CO/CHD | TOTAL ALLOTMENTS | ADJUSTMENTS/MODIFICATIONS | ADJUSTED ALLOTMENT | OBLIGATIONS TO DATE | DISBURSEMENT TO DATE | UNOBLIGATED BALANCES | UNLIQUIDATED BALANCES |
|--|-------------|------------------|--------------------------------|------------------|---------------------------|--------------------|---------------------|----------------------|----------------------|-----------------------|
| P.P.A.CODE 340100100001000   |             |                  | -                              | -                | -                         | -                  | -                   | -                    | -                    | -                     |
| Assistance to Indigent Patients either confined or out patients in Government Hospitals/Specialty hospitals/LGU hospitals/Philippine General Hospital/West Visayas State University Hospital |             |                  | -                              | -                | -                         | -                  | -                   | -                    | -                    | -                     |
| Financial Assistance to NGA's  | 5021402000  |                  | -                              | -                | -                         | -                  | -                   | -                    | -                    | -                     |
| SAA No.21-02-010   |             |                  | 300,000.00                     | 300,000.00       | -                         | 300,000.00         | -                   | -                    | 300,000.00           | -                     |
| SAA No.21-02-030   |             |                  | 1,000,000.00                   | 1,000,000.00     | -                         | 1,000,000.00       | -                   | -                    | 1,000,000.00         | -                     |
| SAA No.21-03-215   |             |                  | 1,000,000.00                   | 1,000,000.00     | -                         | 1,000,000.00       | -                   | -                    | 1,000,000.00         | -                     |
| SAA No.21-03-305   |             |                  | 10,000,000.00                  | 10,000,000.00    | -                         | 10,000,000.00      | -                   | -                    | 10,000,000.00        | -                     |
|  |             |                  | -                              | -                | -                         | -                  | -                   | -                    | -                    | -                     |
| Total  |             | -                | 12,300,000.00                  | 12,300,000.00    | -                         | 12,300,000.00      | -                   | -                    | 12,300,000.00        | -                     |
|  |             |                  | -                              | -                | -                         | -                  | -                   | -                    | -                    | -                     |
| P.P.A.CODE 310500100002000   |             |                  | -                              | -                | -                         | -                  | -                   | -                    | -                    | -                     |
| Quick Response Fund  |             |                  | -                              | -                | -                         | -                  | -                   | -                    | -                    | -                     |
| Bayanihan Act II (Section 11(b), Republic Act No. 11494)   |             |                  | -                              | -                | -                         | -                  | -                   | -                    | -                    | -                     |
| SAA No.21-02-066   |             |                  |                                |                  |                           |                    |                     |                      |                      |                       |
| Other Professional Services  | 5021199000  |                  | 2,688,825.60                   | 2,688,825.60     | -                         | 2,688,825.60       | 2,049,731.83        | 2,041,787.97         | 639,093.77           | 7,943.86              |
| SAA No.21-03-238   |             |                  |                                | -                | -                         | -                  | -                   | -                    | -                    | -                     |
| Other Professional Services  | 5021199000  |                  | 11,618,512.00                  | 11,618,512.00    | -                         | 11,618,512.00      | 2,708,322.00        | 2,669,442.00         | 8,910,190.00         | 38,880.00             |
| SAA No.21-03-380   |             |                  | -                              | -                | -                         | -                  | -                   | -                    | -                    | -                     |
| Medical, Dental & Laboratory Expenses  | 5020308000  |                  | 5,000,000.00                   | 5,000,000.00     | -                         | 5,000,000.00       | -                   | -                    | 5,000,000.00         | -                     |
|  |             |                  | -                              | -                | -                         | -                  | -                   | -                    | -                    | -                     |
| TOTAL SUB-ALLOTMENT FROM DOH CENTRAL OFFICE  |             | 14,026,943.99    | 18,933,642.41                  | 32,960,586.40    | 5,900,000.00              | 38,860,586.40      | 4,758,053.83        | 4,711,229.97         | 34,102,532.57        | 48,823.86             |
| IV. SUB-ALLOTMENT FROM CHD   |             |                  |                                |                  |                           |                    |                     |                      |                      |                       |
|  |             |                  |                                | -                |                           |                    |                     |                      |                      |                       |
| P.P.A.CODE 340100100001000   |             |                  | -                              | -                | -                         | -                  | -                   | -                    | -                    | -                     |
| Assistance to Indigent Patients either confined or out patients in Government Hospitals/Specialty hospitals/LGU hospitals/Philippine General Hospital/West Visayas State University Hospital |             |                  | -                              | -                | -                         | -                  | -                   | -                    | -                    | -                     |
| Subsidy to NGA's   | 5021401000  |                  | 2,000,000.00                   | 2,000,000.00     | -                         | 2,000,000.00       | 2,000,000.00        | 2,000,000.00         | -                    | -                     |
| SAA No. 21-03-05   |             |                  | -                              | -                | -                         | -                  | -                   | -                    | -                    | -                     |
|  |             |                  | -                              | -                | -                         | -                  | -                   | -                    | -                    | -                     |
| TOTAL SUB-ALLOTMENT FROM CHD   |             | -                | 2,000,000.00                   | 2,000,000.00     | -                         | 2,000,000.00       | 2,000,000.00        | 2,000,000.00         | -                    | -                     |
| TOTAL CONTINUING APPROPRIATION   |             | 14,180,896.29    | 20,933,642.41                  | 36,114,538.70    | 5,900,000.00              | 41,014,538.70      | 6,758,053.83        | 6,711,229.97         | 34,266,484.87        | 48,823.86             |
| TOTAL APPROPRIATION  |             | 1,363,918,896.29 | 125,924,644.01                 | 1,489,843,540.30 | 5,900,000.00              | 1,495,743,540.30   | 323,088,557.14      | 315,390,665.20       | 1,172,654,983.16     | 7,697,891.94          |

Prepared by:

LIZEL J. ABULENCIA  
Adm. Officer II

Certified Correct by:

NARLYN R. SEVERO, MDM.  
Supervising Adm. Officer

Noted by:

JULIE N. MALUBAG, CPA, MDM.  
Financial & Management Officer II

Approved by:

JOSEPH ROLAND O. MORA, M.D., FPSMS, MBAH, MPA, DHSM, DCDM, CESE  
Medical Center Chief II





Republic of the Philippines  
Department of Health  
Center for Health Development - I  
**REGION 1 MEDICAL CENTER**  
Arellano Street, Dagupan City 2400  
(075) 653-8888, (075) 515-8916  
(075) 523-4103  
region1mc@gmail.com



# STATEMENT OF ALLOTMENTS, OBLIGATIONS, DISBURSEMENTS AND BALANCES

For the month of March 31, 2021

| PARTICULARS   | OBJECT CODE | ALLOTMENTS | OTHER RELEASES FROM DBM/CO/CHD | ADJUSTMENTS/ MODIFICATIONS | ADJUSTED ALLOTMENT | MARCH OBLIGATIONS    | MARCH DISBURSEMENT   | UNOBLIGATED BALANCES   | UNLIQUIDATED BALANCES |
|---|-------------|------------|--------------------------------|----------------------------|--------------------|----------------------|----------------------|------------------------|-----------------------|
| <b>PREXC OO : ACCESS TO CURATIVE AND REHABILITATIVE HEALTH CARE SERVICES IMPROVED</b> |             |            |                                |                            |                    |                      |                      |                        |                       |
| <b>Operation of DOH Regional Hospitals and Other Health Facilities</b>                |             |            |                                |                            |                    |                      |                      |                        |                       |
| <b>CURRENT APPROPRIATION</b>  |             |            |                                |                            |                    |                      |                      |                        |                       |
| <b>I. REGULAR APPROPRIATION</b>   |             |            |                                |                            |                    |                      |                      |                        |                       |
| <b>P.P.A. CODE 320101100001000</b>  |             |            |                                |                            |                    |                      |                      |                        |                       |
| <b>PERSONNEL SERVICES</b>   |             |            |                                |                            |                    |                      |                      |                        |                       |
| Basic Salary - Civilian   | 5010101001  |            |                                | 5,000.00                   | 5,000.00           | 58,388,650.72        | 58,388,650.72        | (58,383,650.72)        | -                     |
| PERA  | 5010201001  |            |                                |                            | -                  | 3,125,318.23         | 3,125,318.23         | (3,125,318.23)         | -                     |
| Representation Allowance  | 5010202000  |            |                                |                            | -                  | 32,000.00            | 32,000.00            | (32,000.00)            | -                     |
| Transportation Allowance  | 5010203001  |            |                                |                            | -                  | 32,000.00            | 32,000.00            | (32,000.00)            | -                     |
| Clothing Allowance  | 5010204001  |            |                                |                            | -                  | -                    | -                    | -                      | -                     |
| Laundry Allowance   | 5010206004  |            |                                | 226,666.02                 | 226,666.02         | 226,666.02           | 226,666.02           | -                      | -                     |
| Subsistence Allowance   | 5010205003  |            |                                | 2,361,825.00               | 2,361,825.00       | 2,361,825.00         | 2,361,825.00         | -                      | -                     |
| Hazard Pay  | 5010211005  |            |                                | (4,813,018.40)             | (4,813,018.40)     | 10,840,089.67        | 10,840,089.67        | (15,453,108.07)        | -                     |
| Longevity Pay   | 5010212004  |            |                                | 2,224,527.38               | 2,224,527.38       | 2,224,527.38         | 2,224,527.38         | -                      | -                     |
| Productivity Incentive Benefits   | 5010208001  |            |                                |                            | -                  | -                    | -                    | -                      | -                     |
| Cash Gift   | 5010215001  |            |                                |                            | -                  | -                    | -                    | -                      | -                     |
| Year-end Benefits   | 5010214000  |            |                                |                            | -                  | -                    | -                    | -                      | -                     |
| Mid-year Benefits   | 5010214000  |            |                                |                            | -                  | -                    | -                    | -                      | -                     |
| Productivity Enhancement Incentive  | 5010299012  |            |                                |                            | -                  | -                    | -                    | -                      | -                     |
| PAG-IBIG Contributions  | 5010302001  |            |                                |                            | -                  | 161,000.00           | 6,800.00             | (161,000.00)           | 154,200.00            |
| Philhealth Contributions  | 5010303001  |            |                                |                            | -                  | 826,303.65           | 826,303.65           | (826,303.65)           | -                     |
| ECC Contributions   | 5010304001  |            |                                |                            | -                  | 314,700.00           | 314,700.00           | (314,700.00)           | -                     |
| Step Increment  | 5010499010  |            |                                | (27,500.00)                | (27,500.00)        | -                    | -                    | (27,500.00)            | -                     |
| Terminal Leave Benefits- Civilian   | 5010403001  |            |                                |                            | -                  | -                    | -                    | -                      | -                     |
| Loyalty Award-Civilian  | 5010499015  |            |                                | 22,500.00                  | 22,500.00          | 22,500.00            | 22,500.00            | -                      | -                     |
| <b>TOTAL PERSONNEL SERVICES</b>   |             | -          | -                              | (0.00)                     | (0.00)             | <b>78,355,580.67</b> | <b>78,201,380.67</b> | <b>(78,355,580.67)</b> | <b>154,200.00</b>     |



| PARTICULARS   | OBJECT CODE | ALLOTMENTS | OTHER RELEASES FROM DBM/CO/CHD | ADJUSTMENTS/ MODIFICATIONS | ADJUSTED ALLOTMENT | MARCH OBLIGATIONS    | MARCH DISBURSEMENT  | UNOBLIGATED BALANCES   | UNLIQUIDATED BALANCES |
|---|-------------|------------|--------------------------------|----------------------------|--------------------|----------------------|---------------------|------------------------|-----------------------|
| <b>MAINTENANCE &amp; OTHER OPERATING EXPENSES</b>   |             |            |                                |                            |                    |                      |                     |                        |                       |
| Traveling Expense - Local                           | 5020101000  |            |                                |                            | -                  | 10,370.01            | 9,370.01            | (10,370.01)            | 1,000.00              |
| Training Expense                                    | 5020201002  |            |                                |                            | -                  | 14,060.00            | 14,060.00           | (14,060.00)            | -                     |
| Office Supplies Expense                             | 5020301000  |            |                                |                            | -                  | 17,714.60            | 17,714.60           | (17,714.60)            | -                     |
| Accountable Forms                                   | 5020302000  |            |                                |                            | -                  | -                    | -                   | -                      | -                     |
| Food Supplies Expense                               | 5020305000  |            |                                |                            | -                  | 241,357.90           | 241,357.90          | (241,357.90)           | -                     |
| Drugs & Medicines Expenses                          | 5020307000  |            |                                | (4,616,358.08)             | (4,616,358.08)     | -                    | -                   | (4,616,358.08)         | -                     |
| Medical, Dental & Lab. Supplies Expense             | 5020308000  |            |                                | 2,524,062.28               | 2,524,062.28       | 6,392,110.00         | 3,995,098.00        | (3,868,047.72)         | 2,397,012.00          |
| Fuel, Oil & Lubricant Expense                       | 5020309000  |            |                                |                            | -                  | -                    | -                   | -                      | -                     |
| Other Supplies Expenses                             | 5020399000  |            |                                | (330,423.92)               | (330,423.92)       | 12,569.50            | -                   | (342,993.42)           | 12,569.50             |
| Water Expenses                                      | 5020401000  |            |                                | 4,024.60                   | 4,024.60           | 4,024.60             | 4,024.60            | -                      | -                     |
| Electricity Expenses                                | 5020402000  |            |                                |                            | -                  | 65,342.61            | 14,411.29           | (65,342.61)            | 50,931.32             |
| Gas/Heating Expenses                                | 5020403000  |            |                                |                            | -                  | -                    | -                   | -                      | -                     |
| Postage and Courier Services                        | 5020501000  |            |                                |                            | -                  | -                    | -                   | -                      | -                     |
| Telephone Expenses-Landline                         | 5020502002  |            |                                |                            | -                  | 18,702.95            | 15,597.98           | (18,702.95)            | 3,104.97              |
| Telephone Expenses-Mobile                           | 5020502001  |            |                                |                            | -                  | 70,000.00            | 70,000.00           | (70,000.00)            | -                     |
| Internet Subscription Expenses                      | 5020503000  |            |                                |                            | -                  | -                    | -                   | -                      | -                     |
| Cable, Satellite, Telegraph and Radio Expenses      | 5020504000  |            |                                | 15,780.00                  | 15,780.00          | 15,780.00            | 5,260.00            | -                      | 10,520.00             |
| Advertising Expense                                 | 5029901000  |            |                                |                            | -                  | -                    | -                   | -                      | -                     |
| Printing/Binding                                    | 5029902000  |            |                                |                            | -                  | -                    | -                   | -                      | -                     |
| Representation Expenses                             | 5029903000  |            |                                |                            | -                  | -                    | -                   | -                      | -                     |
| Subscription Expenses                               | 5029907000  |            |                                | (5,260.00)                 | (5,260.00)         | (5,260.00)           | -                   | -                      | (5,260.00)            |
| Legal Services                                      | 5021101000  |            |                                |                            | -                  | -                    | -                   | -                      | -                     |
| Auditing Service                                    | 5021102000  |            |                                |                            | -                  | 35,075.20            | 35,075.20           | (35,075.20)            | -                     |
| Consultancy Service                                 | 5021103000  |            |                                |                            | -                  | -                    | -                   | -                      | -                     |
| Environment/Sanitary Services                       | 5021501000  |            |                                |                            | -                  | -                    | -                   | -                      | -                     |
| Other General Service                               | 5021299000  |            |                                |                            | -                  | 1,434,562.16         | 1,422,643.43        | (1,434,562.16)         | 11,918.73             |
| Janitorial Services                                 | 5021202000  |            |                                |                            | -                  | -                    | -                   | -                      | -                     |
| Security Services                                   | 5021203000  |            |                                |                            | -                  | -                    | -                   | -                      | -                     |
| Other Professional Services                         | 5021299000  |            |                                | 2,092,295.80               | 2,092,295.80       | 2,092,295.80         | 2,092,295.80        | -                      | -                     |
| Repair & Maintenance of Power Supply System         | 5021303005  |            |                                |                            | -                  | -                    | -                   | -                      | -                     |
| Repair & Maintenance of Motor Vehicles              | 5021306001  |            |                                | 33,699.00                  | 33,699.00          | 33,699.00            | 22,979.00           | -                      | 10,720.00             |
| Repair & Maintenance of Office Equipment            | 5021305002  |            |                                |                            | -                  | -                    | -                   | -                      | -                     |
| Repair & Maintenance of Medical Equipment           | 5021305011  |            |                                |                            | -                  | -                    | -                   | -                      | -                     |
| Repair & Maintenance of Hospital & Health Centers   | 5021304003  |            |                                |                            | -                  | -                    | -                   | -                      | -                     |
| Repair & Maintenance of ICT Equipment               | 5021305003  |            |                                |                            | -                  | -                    | -                   | -                      | -                     |
| Repair & Maintenance of Printing Equipment          | 5021305012  |            |                                |                            | -                  | -                    | -                   | -                      | -                     |
| Repair & Maintenance of Other Machinery & Equipment | 5021305099  |            |                                | 74,250.00                  | 74,250.00          | 74,250.00            | -                   | -                      | 74,250.00             |
| Repair & Maintenance of Other PPE                   | 5021309099  |            |                                |                            | -                  | -                    | -                   | -                      | -                     |
| Other Maintenance & Operating Expenses              | 5029999099  |            |                                | 150,049.70                 | 150,049.70         | 150,049.70           | 100,049.70          | -                      | 50,000.00             |
| Financial Assistance to NGA's                       | 5021402000  |            |                                |                            | -                  | -                    | -                   | -                      | -                     |
| Subsidies- Others                                   | 5021499000  |            |                                |                            | -                  | -                    | -                   | -                      | -                     |
| Taxes, Duties & Licenses                            | 5021501001  |            |                                | 6,580.62                   | 6,580.62           | 6,580.62             | 6,580.62            | -                      | -                     |
| Fidelity Bond Premium                               | 5021502000  |            |                                | 51,300.00                  | 51,300.00          | 51,300.00            | 51,300.00           | -                      | -                     |
| Insurance Expense                                   | 5021503000  |            |                                |                            | -                  | -                    | -                   | -                      | -                     |
| <b>TOTAL MOOE</b>                                   |             | -          | -                              | -                          | (0.00)             | <b>10,734,584.65</b> | <b>8,117,818.13</b> | <b>(10,734,584.65)</b> | <b>2,616,766.52</b>   |



| PARTICULARS  | OBJECT CODE | ALLOTMENTS | OTHER RELEASES FROM DBM/CO/CHD | ADJUSTMENTS/ MODIFICATIONS | ADJUSTED ALLOTMENT | MARCH OBLIGATIONS | MARCH DISBURSEMENT | UNOBLIGATED BALANCES | UNLIQUIDATED BALANCES |
|--|-------------|------------|--------------------------------|----------------------------|--------------------|-------------------|--------------------|----------------------|-----------------------|
| <b>CAPITAL OUTLAY</b>  |             |            |                                |                            |                    |                   |                    |                      |                       |
| Hospital & Health Center   | 5060404003  |            |                                |                            | -                  |                   |                    | -                    | -                     |
| <b>TOTAL CAPITAL OUTLAY</b>  |             | -          | -                              | -                          | -                  | -                 | -                  | -                    | -                     |
| <b>TOTAL CURRENT OPERATING EXPENSES</b>  |             | -          | -                              | (0.00)                     | (0.00)             | 89,090,165.32     | 86,319,198.80      | (89,090,165.32)      | 2,770,966.52          |
| <b>II. SPECIFIC BUDGET OF NATIONAL GOVERNMENT AGENCIES</b>   |             |            |                                |                            |                    |                   |                    |                      |                       |
| <b>GENERAL ADMINISTRATION AND SUPPORT</b>  |             |            |                                |                            |                    |                   |                    |                      |                       |
| Administration of Personnel Benefits   |             |            |                                |                            |                    |                   |                    |                      |                       |
| P.P.A. CODE 100000100002000  |             |            |                                |                            |                    |                   |                    |                      |                       |
| <b>PERSONNEL SERVICES</b>  |             |            |                                |                            |                    |                   |                    |                      |                       |
| Lumpsum for Unfilled Positions   | 5010499001  |            |                                | (354,936.44)               | (354,936.44)       |                   |                    | (354,936.44)         | -                     |
| Magna Carta - Hazard Pay   | 5010211005  |            |                                |                            | -                  | 46,069.10         | 46,069.10          | (46,069.10)          | -                     |
| Terminal Leave   | 5010403001  |            |                                |                            | -                  | -                 |                    | -                    | -                     |
| Basic Salary- Civilian   | 5010101001  |            |                                | 333,218.21                 | 333,218.21         | 333,218.21        | 333,218.21         | -                    | -                     |
| PERA   | 5010201001  |            |                                | 11,272.78                  | 11,272.78          | 11,272.78         | 11,272.78          | -                    | -                     |
| Subsistence Allowance  | 5010205003  |            |                                | 9,600.00                   | 9,600.00           | 9,600.00          | 9,600.00           | -                    | -                     |
| Laundry Allowance  | 5010206004  |            |                                | 845.45                     | 845.45             | 845.45            | 845.45             | -                    | -                     |
| Pag-Ibig Contribution  | 5010302001  |            |                                |                            | -                  | -                 |                    | -                    | -                     |
| Philhealth Contribution  | 5010303001  |            |                                |                            | -                  | -                 |                    | -                    | -                     |
| <b>TOTAL ADMINISTRATION OF PERSONNEL BENEFITS</b>  |             | -          | -                              | 0.00                       | 0.00               | 401,005.54        | 401,005.54         | (401,005.54)         | -                     |
| <b>III. AUTOMATIC APPROPRIATIONS</b>   |             |            |                                |                            |                    |                   |                    |                      |                       |
| P.P.A.CODE 320101100003000   |             |            |                                |                            |                    |                   |                    |                      |                       |
| Life & Retirement Insurance Contributions  | 5010301000  |            |                                |                            | -                  | 14,154,975.50     | 14,154,975.50      | (14,154,975.50)      | -                     |
| <b>TOTAL AUTOMATIC APPROPRIATIONS</b>  |             | -          | -                              | -                          | -                  | 14,154,975.50     | 14,154,975.50      | (14,154,975.50)      | -                     |
| <b>IV. SUB-ALLOTMENT FROM DOH CENTRAL OFFICE</b>   |             |            |                                |                            |                    |                   |                    |                      |                       |
| P.P.A.CODE 320101100001000   |             |            |                                |                            | -                  |                   |                    | -                    | -                     |
| SAA No. 2021-01-0051   |             |            |                                |                            | -                  |                   |                    | -                    | -                     |
| Health Facility Policy & Plan Development  |             |            |                                |                            | -                  |                   |                    | -                    | -                     |
| Other maintenance & Operating Expenses   | 5029999099  |            |                                |                            | -                  | 53,081.16         | 53,081.16          | (53,081.16)          | -                     |
| P.P.A.CODE 340100100001000   |             |            |                                |                            | -                  |                   |                    | -                    | -                     |
| Assistance to Indigent Patients either confined or out patients in Government Hospitals/Specialty hospitals/LGU hospitals/Philippine General Hospital/West Visayas State University Hospital |             |            |                                |                            | -                  |                   |                    | -                    | -                     |
| Financial Assistance to NGA's  | 5021402000  |            |                                |                            | -                  |                   |                    | -                    | -                     |
| SAA No. 2021-01-0129   |             |            |                                |                            | -                  |                   |                    | -                    | -                     |
| SAA No. 2021-01-0196   |             |            |                                |                            | -                  | (1,700,000.00)    | (1,700,000.00)     | 1,700,000.00         | -                     |
| SAA No.2021-02-0542  |             |            |                                |                            | -                  | 250,000.00        | 250,000.00         | (250,000.00)         | -                     |
| SAA No.2021-02-0401  |             |            |                                |                            | -                  |                   |                    | -                    | -                     |
| SAA No.2021-03-0721  |             |            | 15,650,000.00                  |                            | 15,650,000.00      | 15,650,000.00     | 15,650,000.00      | -                    | -                     |



| PARTICULARS  | OBJECT CODE | ALLOTMENTS | OTHER RELEASES FROM DBM/CO/CHD | ADJUSTMENTS/ MODIFICATIONS | ADJUSTED ALLOTMENT   | MARCH OBLIGATIONS     | MARCH DISBURSEMENT    | UNOBLIGATED BALANCES    | UNLIQUIDATED BALANCES |
|--|-------------|------------|--------------------------------|----------------------------|----------------------|-----------------------|-----------------------|-------------------------|-----------------------|
| SAA No.2021-03-0779  |             |            | (1,700,000.00)                 |                            | (1,700,000.00)       |                       |                       | (1,700,000.00)          | -                     |
| SAA No.2021-03-0778  |             |            | (1,000,000.00)                 |                            | (1,000,000.00)       |                       |                       | (1,000,000.00)          | -                     |
| SAA No.2021-03-0997  |             |            | 100,000.00                     |                            | 100,000.00           |                       |                       | 100,000.00              | -                     |
| SAA No.2021-03-1125  |             |            | 1,000,000.00                   |                            | 1,000,000.00         |                       |                       | 1,000,000.00            | -                     |
| <b>Total</b>   |             | -          | <b>14,050,000.00</b>           | -                          | <b>14,050,000.00</b> | <b>14,200,000.00</b>  | <b>14,200,000.00</b>  | <b>(150,000.00)</b>     | -                     |
| P.P.A.CODE 310301100001000   |             |            |                                |                            | -                    |                       |                       | -                       | -                     |
| SAA No. 2021-02-0257   |             |            |                                |                            | -                    |                       |                       | -                       | -                     |
| <b>Family Health , Immunization, Nutrition and Responsible Parenting</b>   |             |            |                                |                            | -                    |                       |                       | -                       | -                     |
| Other Professional Services  | 5021199000  |            |                                |                            | -                    | 3,113,789.88          | 3,113,789.88          | (3,113,789.88)          | -                     |
| P.P.A.CODE 310201100002000   |             |            |                                |                            | -                    |                       |                       | -                       | -                     |
| SAA No. 2021-02-0342   |             |            |                                |                            | -                    |                       |                       | -                       | -                     |
| <b>Health Facilities &amp; Enhancement Program</b>   |             |            |                                |                            | -                    |                       |                       | -                       | -                     |
| Hospital & Health Centers  | 5060404003  |            |                                |                            | -                    |                       |                       | -                       | -                     |
| Medical Equipment  | 5060405011  |            |                                |                            | -                    |                       |                       | -                       | -                     |
| <b>Total</b>   |             | -          | -                              | -                          | -                    | -                     | -                     | -                       | -                     |
| P.P.A.CODE 310500100001000   |             |            |                                |                            | -                    |                       |                       | -                       | -                     |
| SAA No. 2021-02-0437   |             |            |                                |                            | -                    |                       |                       | -                       | -                     |
| <b>Health Emergency Preparedness and Response</b>  |             |            |                                |                            | -                    |                       |                       | -                       | -                     |
| Training Expenses  | 5020201002  |            |                                |                            | -                    |                       |                       | -                       | -                     |
| Other Supplies & Materials   | 5020399000  |            |                                |                            | -                    |                       |                       | -                       | -                     |
| Telephone-Mobile   | 5020502001  |            |                                |                            | -                    |                       |                       | -                       | -                     |
| Representation Expenses  | 5029903000  |            |                                |                            | -                    |                       |                       | -                       | -                     |
| Printing & Publication Expenses  | 5029902000  |            |                                |                            | -                    |                       |                       | -                       | -                     |
| Travel Expenses-Local  | 5020101000  |            |                                |                            | -                    |                       |                       | -                       | -                     |
| Drugs & Medicines  | 5020307000  |            |                                |                            | -                    |                       |                       | -                       | -                     |
| <b>Total</b>   |             | -          | -                              | -                          | -                    | -                     | -                     | -                       | -                     |
| <b>TOTAL SUB-ALLOTMENT FROM DOH CENTRAL OFFICE</b>   |             | -          | <b>14,050,000.00</b>           | -                          | <b>14,050,000.00</b> | <b>17,366,871.04</b>  | <b>17,366,871.04</b>  | <b>(3,316,871.04)</b>   | -                     |
| <b>V. SUB-ALLOTMENT FROM CHD</b>   |             |            |                                |                            |                      |                       |                       |                         |                       |
| P.P.A.CODE 340100100001000   |             |            |                                |                            | -                    |                       |                       | -                       | -                     |
| SAA No.  |             |            |                                |                            | -                    |                       |                       | -                       | -                     |
| Assistance to Indigent Patients either confined or out patients in Government Hospitals/Specialty hospitals/LGU hospitals/Philippine General Hospital/West Visayas State University Hospital |             |            |                                |                            | -                    |                       |                       | -                       | -                     |
| Subsidy to NGA's   |             |            |                                |                            | -                    |                       |                       | -                       | -                     |
| <b>TOTAL SUB-ALLOTMENT FROM CHD</b>  |             | -          | -                              | -                          | -                    | -                     | -                     | -                       | -                     |
| <b>TOTAL CURRENT APPROPRIATION</b>   |             | -          | <b>14,050,000.00</b>           | <b>(0.00)</b>              | <b>14,050,000.00</b> | <b>121,013,017.40</b> | <b>118,242,050.88</b> | <b>(106,963,017.40)</b> | <b>2,770,966.52</b>   |



| PARTICULARS   | OBJECT CODE | ALLOTMENTS | OTHER RELEASES FROM DBM/CO/CHD | ADJUSTMENTS/ MODIFICATIONS | ADJUSTED ALLOTMENT | MARCH OBLIGATIONS | MARCH DISBURSEMENT | UNOBLIGATED BALANCES | UNLIQUIDATED BALANCES |
|---|-------------|------------|--------------------------------|----------------------------|--------------------|-------------------|--------------------|----------------------|-----------------------|
| <b>CONTINUING APPROPRIATIONS</b>  |             |            |                                |                            |                    |                   |                    |                      |                       |
| <b>I. REGULAR APPROPRIATION</b>   |             |            |                                |                            |                    |                   |                    |                      |                       |
| <b>P.P.A. CODE 320101100003000</b>  |             |            |                                |                            |                    |                   |                    |                      |                       |
| <b>A. Personnel Services</b>  |             |            |                                |                            |                    |                   |                    |                      |                       |
| Basic Salary - Civilian   | 5010101001  |            |                                |                            | -                  |                   |                    | -                    | -                     |
| PERA  | 5010201001  |            |                                |                            | -                  |                   |                    | -                    | -                     |
| Laundry Allowance   | 5010206004  |            |                                |                            | -                  |                   |                    | -                    | -                     |
| Subsistence Allowance   | 5010205003  |            |                                |                            | -                  |                   |                    | -                    | -                     |
| Hazard Pay  | 5010211005  |            |                                |                            | -                  |                   |                    | -                    | -                     |
| Philhealth Contributions  | 5010303001  |            |                                |                            | -                  |                   |                    | -                    | -                     |
| <b>TOTAL PERSONNEL SERVICES</b>   |             | -          | -                              | -                          | -                  | -                 | -                  | -                    | -                     |
| <b>B. Maintenance &amp; Other Operating Expenses</b>  |             |            |                                |                            |                    |                   |                    |                      |                       |
| Drugs & Medicines Expenses  | 5020307000  |            |                                |                            | -                  |                   |                    | -                    | -                     |
| Other General Service   | 5021299000  |            |                                |                            | -                  |                   |                    | -                    | -                     |
| <b>TOTAL MOOE</b>   |             | -          | -                              | -                          | -                  | -                 | -                  | -                    | -                     |
| <b>II. SPECIAL PURPOSE FUND</b>   |             |            |                                |                            |                    |                   |                    |                      |                       |
| <b>Miscellaneous Personnel Benefits Fund</b>  |             |            |                                |                            | -                  |                   |                    | -                    | -                     |
| <b>P.P.A. CODE 320101100003000</b>  |             |            |                                |                            | -                  |                   |                    | -                    | -                     |
| Basic Salary - Civilian   | 5010101001  |            |                                |                            | -                  |                   |                    | -                    | -                     |
| <b>TOTAL SPECIAL PURPOSE FUND</b>   |             | -          | -                              | -                          | -                  | -                 | -                  | -                    | -                     |
| <b>III. SUB-ALLOTMENT FROM DOH CENTRAL OFFICE</b>   |             |            |                                |                            |                    |                   |                    |                      |                       |
| <b>P.P.A. CODE 310201100002000</b>  |             |            |                                |                            | -                  |                   |                    | -                    | -                     |
| <b>Health Facilities Enhancement Program</b>  |             |            |                                |                            | -                  |                   |                    | -                    | -                     |
| Medical Equipment   | 560405011   |            |                                | 5,900,000.00               | 5,900,000.00       |                   |                    | 5,900,000.00         | -                     |
| <b>P.P.A. CODE 340100100001000</b>  |             |            |                                |                            | -                  |                   |                    | -                    | -                     |
| <b>Assistance to Indigent Patients either confined or out patients in Government Hospitals/Specialty hospitals/LGU hospitals/Philippine General Hospital/West Visayas State University Hospital</b> |             |            |                                |                            | -                  |                   |                    | -                    | -                     |
| Financial Assistance to NGA's   | 5021402000  |            |                                |                            | -                  |                   |                    | -                    | -                     |
| <b>P.P.A. CODE 310500100002000</b>  |             |            |                                |                            | -                  |                   |                    | -                    | -                     |
| <b>Quick Response Fund</b>  |             |            |                                |                            | -                  |                   |                    | -                    | -                     |
| <b>Bayanihan Act II (Section 11(b), Republic Act No. 11494)</b>   |             |            |                                |                            | -                  |                   |                    | -                    | -                     |
| Medical Equipment   | 5060405011  |            |                                |                            | -                  |                   |                    | -                    | -                     |
| Other Structures  | 5060404099  |            |                                |                            | -                  |                   |                    | -                    | -                     |
| <b>SAA No.21-02-0201</b>  |             |            |                                |                            | -                  |                   |                    | -                    | -                     |
| Other Maintenance & Operating Expenses  | 5029999099  |            |                                |                            | -                  |                   |                    | -                    | -                     |
| Other Maintenance & Operating Expenses  | 5029999099  |            |                                |                            | -                  |                   |                    | -                    | -                     |
| <b>Total</b>  |             | -          | -                              | -                          | -                  | -                 | -                  | -                    | -                     |



| PARTICULARS  | OBJECT CODE | ALLOTMENTS | OTHER RELEASES FROM DBM/CO/CHD | ADJUSTMENTS/ MODIFICATIONS | ADJUSTED ALLOTMENT   | MARCH OBLIGATIONS     | MARCH DISBURSEMENT    | UNOBLIGATED BALANCES   | UNLIQUIDATED BALANCES |
|--|-------------|------------|--------------------------------|----------------------------|----------------------|-----------------------|-----------------------|------------------------|-----------------------|
| P.P.A.CODE 340100100001000   |             |            |                                |                            | -                    |                       |                       | -                      | -                     |
| Assistance to Indigent Patients either confined or out patients in Government Hospitals/Specialty hospitals/LGU hospitals/Philippine General Hospital/West Visayas State University Hospital |             |            |                                |                            | -                    |                       |                       | -                      | -                     |
| Financial Assistance to NGA's  | 5021402000  |            |                                |                            | -                    |                       |                       | -                      | -                     |
| SAA No.21-02-010   |             |            |                                |                            | -                    |                       |                       | -                      | -                     |
| SAA No.21-02-030   |             |            |                                |                            | -                    |                       |                       | -                      | -                     |
| SAA No.21-03-215   |             |            | 1,000,000.00                   |                            | 1,000,000.00         |                       |                       | 1,000,000.00           | -                     |
| SAA No.21-03-305   |             |            | 10,000,000.00                  |                            | 10,000,000.00        |                       |                       | 10,000,000.00          | -                     |
|  |             |            |                                |                            | -                    |                       |                       | -                      | -                     |
| <b>Total</b>   |             | -          | <b>11,000,000.00</b>           | -                          | <b>11,000,000.00</b> | -                     | -                     | <b>11,000,000.00</b>   | -                     |
|  |             |            |                                |                            | -                    |                       |                       | -                      | -                     |
| P.P.A.CODE 310500100002000   |             |            |                                |                            | -                    |                       |                       | -                      | -                     |
| Quick Response Fund  |             |            |                                |                            | -                    |                       |                       | -                      | -                     |
| Bayanihan Act II (Section 11(b), Republic Act No. 11494)   |             |            |                                |                            | -                    |                       |                       | -                      | -                     |
| SAA No.21-02-066   |             |            |                                |                            | -                    |                       |                       | -                      | -                     |
| Other Professional Services  | 5021199000  |            |                                |                            | -                    | 2,049,731.83          | 2,041,787.97          | (2,049,731.83)         | 7,943.86              |
| SAA No.21-03-238   |             |            |                                |                            | -                    |                       |                       | -                      | -                     |
| Other Professional Services  | 5021199000  |            | 11,618,512.00                  |                            | 11,618,512.00        | 2,708,322.00          | 2,669,442.00          | 8,910,190.00           | 38,880.00             |
| SAA No.21-03-380   |             |            |                                |                            | -                    |                       |                       | -                      | -                     |
| Medical, Dental & Laboratory Expenses  | 5020308000  |            | 5,000,000.00                   |                            | 5,000,000.00         |                       |                       | 5,000,000.00           | -                     |
|  |             |            |                                |                            | -                    |                       |                       | -                      | -                     |
| <b>TOTAL SUB-ALLOTMENT FROM DOH CENTRAL OFFICE</b>   |             | -          | <b>27,618,512.00</b>           | <b>5,900,000.00</b>        | <b>33,518,512.00</b> | <b>4,758,053.83</b>   | <b>4,711,229.97</b>   | <b>28,760,458.17</b>   | <b>46,823.86</b>      |
| <b>IV. SUB-ALLOTMENT FROM CHD</b>  |             |            |                                |                            |                      |                       |                       |                        |                       |
|  |             |            |                                |                            |                      |                       |                       | -                      | -                     |
| P.P.A.CODE 340100100001000   |             |            |                                |                            | -                    |                       |                       | -                      | -                     |
| Assistance to Indigent Patients either confined or out patients in Government Hospitals/Specialty hospitals/LGU hospitals/Philippine General Hospital/West Visayas State University Hospital |             |            |                                |                            | -                    |                       |                       | -                      | -                     |
| Subsidy to NGA's   | 5021401000  |            | 2,000,000.00                   |                            | 2,000,000.00         | 2,000,000.00          | 2,000,000.00          | -                      | -                     |
| SAA No. 21-03-05   |             |            |                                |                            | -                    |                       |                       | -                      | -                     |
| <b>TOTAL SUB-ALLOTMENT FROM CHD</b>  |             | -          | <b>2,000,000.00</b>            | -                          | <b>2,000,000.00</b>  | <b>2,000,000.00</b>   | <b>2,000,000.00</b>   | -                      | -                     |
| <b>TOTAL CONTINUING APPROPRIATION</b>  |             | -          | <b>29,618,512.00</b>           | <b>5,900,000.00</b>        | <b>35,518,512.00</b> | <b>6,768,053.83</b>   | <b>6,711,229.97</b>   | <b>28,760,458.17</b>   | <b>46,823.86</b>      |
| <b>TOTAL APPROPRIATION</b>   |             | -          | <b>43,668,512.00</b>           | <b>5,900,000.00</b>        | <b>49,568,512.00</b> | <b>127,771,071.23</b> | <b>124,953,280.85</b> | <b>(78,202,559.23)</b> | <b>2,817,790.38</b>   |

Prepared by:

LIZEL J. ABULENCIA  
Adm. Officer II

Certified Correct by:

NARLYN R. SEVERO, MDM.  
Supervising Adm. Officer

Noted by:

JULIE N. MALUBAG, CPA, MDM.  
Financial & Management Officer II

Approved by:

JOSEPH ROLAND O. MEJIA, M.D., FPSMS, MBAH, MPA, DHSM, DCDM, CESE  
Medical Center Chief II