

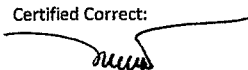
List of Allotments and Sub-Allotments
As of the Quarter Ending December 31, 2020


Department : HEALTH
 Agency : REGION I MEDICAL CENTER, Dagupan City
 Operating Unit :
 Organization Code (UACS): 13-001-14-00018
 Funding Source Code (as clusters): 101
 (e.g. Old Fund Code: 101,102, 151)

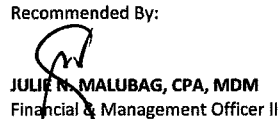
/	Current Year Appropriations
	Continuing Appropriations
	Supplemental Appropriations


ALLOTMENTS/SUB-ALLOTMENTS				Funding Source	Allotments / Sub-Allotments received from COs / ROs				Total Allotments / Net of Sub-allotments				
No.	Number	Date	Description	UACS Code	PS	MOOE	CO	Total	PS	MOOE	CO	Total	
1	2	3	4	5	6	7	8	9=(6+7+8)	14 = (6+10)	15 = (7+11)	16 = (8 + 12)	17=(14+15+16)	
A. Allotments received from DBM													
			Agency Specific Budget										
	GAA 2020		Personnel Services	01 1 01 101	895,109,000.00			895,109,000.00	895,109,000.00			895,109,000.00	
	GAA 2020		MOOE	01 1 01 101		65,700,000.00		65,700,000.00	-	65,700,000.00		65,700,000.00	
	GAA 2020		RLIP	01 1 04 102	74,276,000.00			74,276,000.00	74,276,000.00			74,276,000.00	
	SARO-ROI-20-0000457	2/4/2020	Terminal Leave Benefits	01 1 01 407	6,289,899.00			6,289,899.00	6,289,899.00			6,289,899.00	
	SARO-ROI-20-0000927	2/19/2020	Terminal Leave Benefits	01 1 01 407	1,433,660.00			1,433,660.00	1,433,660.00			1,433,660.00	
	SARO-ROI-20-0001480	3/4/2020	Terminal Leave Benefits	01 1 01 407	362,962.00			362,962.00	362,962.00			362,962.00	
	SARO-ROI-20-0001871	3/10/2020	Terminal Leave Benefits	01 1 01 407	126,022.00			126,022.00	126,022.00			126,022.00	
	SARO-ROI-20-0003811	3/23/2020	Miscellaneous Personnel Benefits Fund	01 1 01 406	27,200,000.00			27,200,000.00	27,200,000.00			27,200,000.00	
	SARO-ROI-20-0003813	3/23/2020	RLIP	01 1 04 102	2,769,000.00			2,769,000.00	2,769,000.00			2,769,000.00	
	GARO No. 2020-2	4/2/2020	RLIP	50103010 00	(55,919,852.67)			(55,919,852.67)	(55,919,852.67)			(55,919,852.67)	
	SARO-ROI-20-0008148	4/28/2020	RLIP	01 1 01 102	(2,076,750.00)			(2,076,750.00)	(2,076,750.00)			(2,076,750.00)	
	SARO-ROI-20-0010459	5/21/2020	Terminal Leave Benefits	01 1 01 407	2,153,067.00			2,153,067.00	2,153,067.00			2,153,067.00	
	SARO-ROI-20-0010384	5/21/2020	Terminal Leave Benefits	01 1 01 407	1,303,443.00			1,303,443.00	1,303,443.00			1,303,443.00	
	SARO-ROI-20-0011316	6/5/2020	Terminal Leave Benefits	01 1 01 407	141,681.00			141,681.00	141,681.00			141,681.00	
	SARO-ROI-20-0012068	6/23/2020	Terminal Leave Benefits	01 1 01 407	500,285.00			500,285.00	500,285.00			500,285.00	
	Administration of Personnel Benefits		Personnel Services		63,375,000.00			63,375,000.00	63,375,000.00			63,375,000.00	
	SARO-ROI-20-0013752	7/2/2020	Terminal Leave Benefits	01 1 01 407	626,127.00			626,127.00	626,127.00			626,127.00	
	SARO-ROI-20-0015033	8/20/2020	Terminal Leave Benefits	01 1 01 407	6,509,625.00			6,509,625.00	6,509,625.00			6,509,625.00	
	SARO-ROI-20-0015515	9/9/2020	Terminal Leave Benefits	01 1 01 407	9,958.00			9,958.00	9,958.00			9,958.00	
	SARO-ROI-20-0015538	9/10/2020	Terminal Leave Benefits	01 1 01 407	305,096.00			305,096.00	305,096.00			305,096.00	
	SARO-ROI-20-0018894	11/9/2020	RLIP	01 1 04 102	1,021,107.00			1,021,107.00	1,021,107.00			1,021,107.00	
	SARO-ROI-20-0018889	11/9/2020	Personnel Services	01 1 01 406	60,484,281.00			60,484,281.00	60,484,281.00			60,484,281.00	
	SUB-TOTAL					1,085,999,610.33	65,700,000.00	-	1,151,699,610.33	1,085,999,610.33	65,700,000.00	-	1,151,699,610.33
B. Sub-allotments received from Central Office/Regional Office													
I. CURRENT:													
	SAA No. 2020-02-0085	2/13/2020	Financial Assistance to NGAs	0101101		8,000,000.00		8,000,000.00	-	8,000,000.00	-	8,000,000.00	
	SAA No. 2020-02-0237	2/28/2020	Financial Assistance to NGAs	0101101		21,500,000.00		21,500,000.00	-	21,500,000.00	-	21,500,000.00	
	SAA No. 2020-03-388	3/11/2020	Health Facilities Enhancement Program	0101101			110,000,000.00	110,000,000.00	-	-	110,000,000.00	110,000,000.00	
	SAA No. 2020-04-0639	4/15/2020	Financial Assistance to NGAs	0101101		15,400,000.00		15,400,000.00	-	15,400,000.00	-	15,400,000.00	
	SAA No. 20-04-11	4/29/2020	Subsidy to NGAs	01101101		30,000,000.00		30,000,000.00	-	30,000,000.00	-	30,000,000.00	
	SAA No. 2020-04-0823	5/8/2020	Quick Response Fund	01105422			25,230,000.00	25,230,000.00	-	-	25,230,000.00	25,230,000.00	
	SAA No. 2020-05-0905	5/12/2020	Quick Response Fund	01105422		5,768,214.60		5,768,214.60	-	5,768,214.60	-	5,768,214.60	
	SAA No. 2020-05-0940	4/15/2020	Financial Assistance to NGAs	0101101		12,000,000.00		12,000,000.00	-	12,000,000.00	-	12,000,000.00	
	SAA No. 2020-06-1126	6/1/2020	Quick Response Fund	01105422		41,880,000.00		41,880,000.00	-	41,880,000.00	-	41,880,000.00	
	SAA No. 2020-06-1060	6/1/2020	Quick Response Fund	01105422		2,847,400.00		2,847,400.00	-	2,847,400.00	-	2,847,400.00	
	SAA No. 2020-06-1291	6/10/2020	Quick Response Fund	01105422		2,658,797.75		2,658,797.75	-	2,658,797.75	-	2,658,797.75	
	SAA No. 2020-06-1467	6/19/2020	Financial Assistance to NGAs	0101101		5,000,000.00		5,000,000.00	-	5,000,000.00	-	5,000,000.00	
	SAA No. 2020-06-1555	6/23/2020	Financial Assistance to NGAs	0101101		3,350,000.00		3,350,000.00	-	3,350,000.00	-	3,350,000.00	
	SAA No. 2020-06-1627	6/23/2020	Quick Response Fund	01105422		4,749,510.00		4,749,510.00	-	4,749,510.00	-	4,749,510.00	
	SAA No. 2020-06-1699	6/29/2020	Financial Assistance to NGAs	01010101		500,000.00		500,000.00	-	500,000.00	-	500,000.00	

ALLOTMENTS/SUB-ALLOTMENTS				Funding Source		Allotments / Sub-Allotments received from COs /				Total Allotments / Net of Sub-allotments			
No.	Number	Date	Description	UACS Code	PS	MOOE	CO	Total	PS	MOOE	CO	Total	
1	2	3	4	5	6	7	8	9=(6+7+8)	14 = (6+10)	15 = (7+11)	16 = (8 + 12)	17=(14+15+16)	
	SAA No. 2020-07-1761	7/1/2020	Quick Response Fund	01105422		4,688,367.60		4,688,367.60	-	4,688,367.60	-	4,688,367.60	
	SAA No. 2020-07-1924	7/20/2020	Financial Assistance to NGAs	0101101		8,000,000.00		8,000,000.00	-	8,000,000.00	-	8,000,000.00	
	SAA No. 2020-07-1972	7/28/2020	Financial Assistance to NGAs	0101101		20,000,000.00		20,000,000.00	-	20,000,000.00	-	20,000,000.00	
	SAA No. 20-07-15	7/29/2020	Subsidy to NGAs	01101101		1,000,000.00		1,000,000.00	-	1,000,000.00	-	1,000,000.00	
	SAA No. 2020-08-1988	8/4/2020	Operations of DOH Hosp. in MM	01101101		1,800,000.00		1,800,000.00	-	1,800,000.00	-	1,800,000.00	
	SAA No. 2020-08-2063	8/11/2020	Financial Assistance to NGAs	01101101		11,500,000.00		11,500,000.00	-	11,500,000.00	-	11,500,000.00	
	SAA No. 2020-08-2198	8/25/2020	Health Facility Policy & Plan Dev't	01101101		405,000.00		405,000.00	-	405,000.00	-	405,000.00	
	SAA No. 2020-10-2476	10/1/2020	Financial Assistance to NGAs	01101101		150,000.00		150,000.00	-	150,000.00	-	150,000.00	
	SAA No. 2020-10-2514	10/1/2020	Financial Assistance to NGAs	01101101		20,000,000.00		20,000,000.00	-	20,000,000.00	-	20,000,000.00	
	SAA No. 20-10-28	10/30/2020	Financial Assistance to NGAs	01101101		1,000,000.00		1,000,000.00	-	1,000,000.00	-	1,000,000.00	
	SAA No. 2020-11-2724	11/5/2020	Quick Response Fund	01105422		5,000,000.00		5,000,000.00	-	5,000,000.00	-	5,000,000.00	
	SAA No. 2020-11-2779	11/9/2020	Quick Response Fund	01105422		1,376,580.40		1,376,580.40	-	1,376,580.40	-	1,376,580.40	
	SAA No. 2020-11-2789	11/9/2020	Practice-Based Family & Community Medicine Residency Training Program	01101101		900,000.00		900,000.00	-	900,000.00	-	900,000.00	
	SAA No. 2020-11-2857	11/17/2020	Financial Assistance to NGAs	01101101		500,000.00		500,000.00	-	500,000.00	-	500,000.00	
	SAA No. 2020-11-2916	11/18/2020	Basic Salary-Civilian	01101406	34,273,843.99			34,273,843.99	34,273,843.99	-	-	34,273,843.99	
	SAA No. 2020-11-2963	11/19/2020	Quick Response Fund (BA II)	01101414			55,000,000.00	55,000,000.00	-	-	55,000,000.00	55,000,000.00	
	SAA No. 2020-11-3135	11/26/2020	Quick Response Fund (BA II)	01101414			1,200,000.00	1,200,000.00	-	-	1,200,000.00	1,200,000.00	
	SAA No. 2020-12-3221	12/2/2020	Financial Assistance to NGAs	01101101		2,000,000.00		2,000,000.00	-	2,000,000.00	-	2,000,000.00	
	SAA No. 2020-12-3201	12/1/2020	Health Sector Policy & Plan Dev't	01101101		1,255,101.46		1,255,101.46	-	1,255,101.46	-	1,255,101.46	
	SAA No. 2020-12-3202	12/1/2020	Health Policy & Plan Dev't	01101101		334,107.55		334,107.55	-	334,107.55	-	334,107.55	
	SAA No. 20-12-31	12/4/2020	Financial Assistance to NGAs	01101101		1,000,000.00		1,000,000.00	-	1,000,000.00	-	1,000,000.00	
	SAA No. 2020-12-3328	12/11/2020	Financial Assistance to NGAs	01101101		150,000.00		150,000.00	-	150,000.00	-	150,000.00	
	SAA No. 20-12-33	12/23/2020	MPBF	01101101	5,000,000.00			5,000,000.00	5,000,000.00	-	-	5,000,000.00	
	SAA No. 2020-12-3450	12/28/2020	Financial Assistance to NGAs	01101101		100,000.00		100,000.00	-	100,000.00	-	100,000.00	
	SUB-TOTAL					39,273,843.99	234,813,079.36	191,430,000.00	465,516,923.35	39,273,843.99	234,813,079.36	191,430,000.00	464,516,923.35
	TOTAL					1,125,273,454.32	300,513,079.36	191,430,000.00	1,617,216,533.68	1,125,273,454.32	300,513,079.36	191,430,000.00	1,616,216,533.68
	Summary by Funding Source Code:												
	Agency Specific Budget			01 1 01 101	1,038,730,106.00	65,700,000.00	-	1,104,430,106.00	1,038,730,106.00	65,700,000.00	-	1,104,430,106.00	
	RLIP			01 1 04 102	20,069,504.33			20,069,504.33	20,069,504.33	-	-	20,069,504.33	
	MPBF			01 1 01 407	27,200,000.00			27,200,000.00	27,200,000.00	-	-	27,200,000.00	
	Sub-Allotments			01 1 02 402	39,273,843.99	234,813,079.36	191,430,000.00	465,516,923.35	39,273,843.99	234,813,079.36	191,430,000.00	465,516,923.35	
	TOTAL					1,125,273,454.32	300,513,079.36	191,430,000.00	1,617,216,533.68	1,125,273,454.32	300,513,079.36	191,430,000.00	1,617,216,533.68

Certified Correct:

NARLYN R. SEVERO, MDM
 SAO, Budget Section

Certified Correct:

LOEWELYN D. BARBA, CPA, MBA
 Accountant IV

Recommended By:

JULIE N. MALUBAG, CPA, MDM
 Financial & Management Officer II


Approved By:

JOSEPH ROLAND C. MEJIA, MD, FPSMS, MBAH, MPA, DHSM, DCDM, CESE
 Medical Center Chief II


**List of Allotments and Sub-Allotments
As of the Quarter Ending December 31, 2020**


Department : HEALTH
 Agency : REGION I MEDICAL CENTER, Dagupan City
 Operating Unit : _____
 Organization Code (UACS): : 13-001-14-00018
 Funding Source Code (as cluster): : 101
 (e.g. Old Fund Code: 101,102, 151)

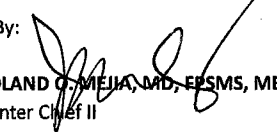
	Current Year Appropriations
/	Continuing Appropriations
	Supplemental Appropriations

ALLOTMENTS/SUB-ALLOTMENTS					Funding Source				Allotments / Sub-Allotments received from COs / ROs				Total Allotments / Net of Sub-allotments			
No.	Number	Date	Description	UACS Code	PS	MOOE	CO	Total	PS	MOOE	CO	Total	PS	MOOE	CO	Total
1	2	3	4	5	6	7	8	9=(6+7+8)	14 = (6+10)	15 = (7+11)	16 = (8 + 12)	17=(14+15+16)				
A. Allotments received from DBM																
								-	-	-	-	-	-	-	-	-
								-	-	-	-	-	-	-	-	-
								-	-	-	-	-	-	-	-	-
SUB-TOTAL					-	-	-	-	-	-	-	-	-	-	-	-
B. Sub-allotments received from Central Office/Regional Office																
I. CURRENT:																
	SAA No. 20-06-0180	6/19/2020	Family Health, Nutrition & Resp.	0102101		401,688.00		401,688.00	-	401,688.00	-	401,688.00	-	-	-	401,688.00
	SAA No. 2020-01-0053	1/27/2020	Financial Assistance to NGAs	01102101		11,000,000.00		11,000,000.00	-	11,000,000.00	-	11,000,000.00	-	-	-	11,000,000.00
	SAA No. 20-02-02	2/4/2020	Financial Assistance to NGAs	01101101		1,000,000.00		1,000,000.00	-	1,000,000.00	-	1,000,000.00	-	-	-	1,000,000.00
	SAA No. 20-11-0287	11/3/2020	Financial Assistance to NGAs	01102101		30,000,000.00		30,000,000.00	-	30,000,000.00	-	30,000,000.00	-	-	-	30,000,000.00
	SAA NO. 20-12-32	12/15/2020	Financial Assistance to NGAs	01101101		2,000,000.00		2,000,000.00	-	2,000,000.00	-	2,000,000.00	-	-	-	2,000,000.00
	SAA No. 20-12-0460	12/1/2020	Health Information Systems Dev't	01102101		5,910,790.99		5,910,790.99	-	5,910,790.99	-	5,910,790.99	-	-	-	5,910,790.99
	SAA No. 20-12-0484	12/2/2020	Human Resource for Health Dev't	01102101		16,127,264.80		16,127,264.80	-	16,127,264.80	-	16,127,264.80	-	-	-	16,127,264.80
	SAA No. 20-11-0310	11/16/2020	Quick Response Fund (BA II)	01102414		10,000,000.00		10,000,000.00	-	10,000,000.00	-	10,000,000.00	-	-	-	10,000,000.00
	SAA No. 20-11-0402	11/26/2020	Quick Response Fund (BA II)	01102414		60,492,000.00		60,492,000.00	-	60,492,000.00	-	60,492,000.00	-	-	-	60,492,000.00
	SAA No. 20-12-0492	12/10/2020	Quick Response Fund (BA II)	01101101		51,553,400.00		51,553,400.00	-	51,553,400.00	-	51,553,400.00	-	-	-	51,553,400.00
	SAA No. 20-12-0692	12/29/2020	Quick Response Fund (BA II)	01102414		37,844,315.82	(40,938,811.10)	(3,094,495.28)	37,844,315.82	(40,938,811.10)	-	(3,094,495.28)	-	-	-	(3,094,495.28)
	SAA No. 20-03-03	3/10/2020	Subsidy to NGAs (MAIP)	01102101		2,000,000.00		2,000,000.00	-	2,000,000.00	-	2,000,000.00	-	-	-	2,000,000.00
	SAA No. 20-03-06	3/10/2020	Subsidy to NGAs (MAIP)	01102101		3,000,000.00		3,000,000.00	-	3,000,000.00	-	3,000,000.00	-	-	-	3,000,000.00
	SAA No. 20-04-07	4/2/2020	Subsidy to NGAs (MAIP)	01102101		2,000,000.00		2,000,000.00	-	2,000,000.00	-	2,000,000.00	-	-	-	2,000,000.00
								-	-	-	-	-	-	-	-	-
SUB-TOTAL					37,844,315.82	154,546,332.69	-	192,390,648.51	37,844,315.82	154,546,332.69	-	192,390,648.51	37,844,315.82	154,546,332.69	-	192,390,648.51
TOTAL					37,844,315.82	154,546,332.69	-	192,390,648.51	37,844,315.82	154,546,332.69	-	192,390,648.51	37,844,315.82	154,546,332.69	-	192,390,648.51
Summary by Funding Source Code:																
Agency Specific Budget				01 1 01 101		-	-	-	-	-	-	-	-	-	-	-
RLIP				01 1 04 102		-	-	-	-	-	-	-	-	-	-	-
MPBF				01 1 01 407		-	-	-	-	-	-	-	-	-	-	-
Sub-Allotments				01 1 02 402		37,844,315.82	154,546,332.69	-	192,390,648.51	37,844,315.82	154,546,332.69	-	192,390,648.51	37,844,315.82	154,546,332.69	-
TOTAL					37,844,315.82	154,546,332.69	-	192,390,648.51	37,844,315.82	154,546,332.69	-	192,390,648.51	37,844,315.82	154,546,332.69	-	192,390,648.51

Certified Correct:

 NARLYN R. SEVERO, MDM
 SAO, Budget Section

Certified Correct:

 LOEWELYN D. BARBA, CPA, MBA
 Accountant IV

Recommended By:

 JULIE N. MALUBAG, CPA, MDM
 Financial & Management Officer II

Approved By:

 JOSEPH ROLAND C. MEJIA, MD, FRSMS, MBAH, MPA, DHSM, DCDM, CESE
 Medical Center Chief II