

MONTHLY REPORT OF DISBURSEMENTS
For the month of July 2021

Department: Department of Health (DOH)
Agency/Entity: Office of the Secretary
Operating Unit: Region I Medical Center
Organization Code (UACS): 13 001 1400018
Fund Cluster: 01 Regular Agency Fund


Particulars	Current Year Budget					Prior Year's Budget										Trust Liabilities					Grand Total					Remarks
	PS	MOOE	FinEx	CO	TOTAL 6=(2+3+4+5)	Prior Year's Accounts Payable					Current Year's Accounts Payable					SUB-TOTAL 18=(6+17)	PS	MOOE	CO	TOTAL 22=(19+20+21)	PS	MOOE	FinEx	CO	TOTAL 27=(23+24+25+26)	
						PS	MOOE	FinEx	CO	Sub-Total 11=(7+8+9+10)	PS	MOOE	FinEx	CO	Sub-Total 16=(12+13+14+15)											
CASH DISBURSEMENTS	107,133,840.14	39,308,119.40	0.00	0.00	146,441,959.54	0.00	0.00	0.00	20,397,004.76	20,397,004.76	0.00	0.00	0.00	0.00	20,397,004.76	188,838,964.30	0.00	0.00	0.00	0.00	107,133,840.14	39,308,119.40	0.00	20,397,004.76	166,838,964.30	
Notice of Cash Allocation (NCA)	107,133,840.14	39,308,119.40	0.00	0.00	146,441,959.54	0.00	0.00	0.00	20,397,004.76	20,397,004.76	0.00	0.00	0.00	0.00	20,397,004.76	188,838,964.30	0.00	0.00	0.00	0.00	107,133,840.14	39,308,119.40	0.00	20,397,004.76	166,838,964.30	
MDS Checks Issued	107,133,840.14	39,308,119.40	0.00	0.00	146,441,959.54	0.00	0.00	0.00	20,397,004.76	20,397,004.76	0.00	0.00	0.00	0.00	20,397,004.76	188,838,964.30	0.00	0.00	0.00	0.00	107,133,840.14	39,308,119.40	0.00	20,397,004.76	166,838,964.30	
Advice to Debit Account	0.00	0.00	0.00	0.00	0.00	0.00	0.00	0.00	0.00	0.00	0.00	0.00	0.00	0.00	0.00	0.00	0.00	0.00	0.00	0.00	0.00	0.00	0.00	0.00	0.00	
Notice of Transfer Allocations (NTA)	0.00	0.00	0.00	0.00	0.00	0.00	0.00	0.00	0.00	0.00	0.00	0.00	0.00	0.00	0.00	0.00	0.00	0.00	0.00	0.00	0.00	0.00	0.00	0.00	0.00	
MDS Checks Issued	0.00	0.00	0.00	0.00	0.00	0.00	0.00	0.00	0.00	0.00	0.00	0.00	0.00	0.00	0.00	0.00	0.00	0.00	0.00	0.00	0.00	0.00	0.00	0.00	0.00	
Advice to Debit Account	0.00	0.00	0.00	0.00	0.00	0.00	0.00	0.00	0.00	0.00	0.00	0.00	0.00	0.00	0.00	0.00	0.00	0.00	0.00	0.00	0.00	0.00	0.00	0.00	0.00	
Working Fund for FAPs	0.00	0.00	0.00	0.00	0.00	0.00	0.00	0.00	0.00	0.00	0.00	0.00	0.00	0.00	0.00	0.00	0.00	0.00	0.00	0.00	0.00	0.00	0.00	0.00	0.00	
Cash Disbursement Calling (CDC)	0.00	0.00	0.00	0.00	0.00	0.00	0.00	0.00	0.00	0.00	0.00	0.00	0.00	0.00	0.00	0.00	0.00	0.00	0.00	0.00	0.00	0.00	0.00	0.00	0.00	
TOTAL CASH DISBURSEMENTS	107,133,840.14	39,308,119.40	0.00	0.00	146,441,959.54	0.00	0.00	0.00	20,397,004.76	20,397,004.76	0.00	0.00	0.00	0.00	20,397,004.76	188,838,964.30	0.00	0.00	0.00	0.00	107,133,840.14	39,308,119.40	0.00	20,397,004.76	166,838,964.30	
NON-CASH DISBURSEMENTS	9,400,194.83	326,098.44	0.00	0.00	9,726,291.07	0.00	0.00	0.00	1,583,790.78	1,583,790.78	0.00	0.00	0.00	0.00	1,583,790.78	11,310,081.85	0.00	0.00	0.00	0.00	9,400,194.83	326,098.44	0.00	1,583,790.78	11,310,081.85	
Tax Remittance Advances Issued (TRA)	9,400,194.83	326,098.44	0.00	0.00	9,726,291.07	0.00	0.00	0.00	1,583,790.78	1,583,790.78	0.00	0.00	0.00	0.00	1,583,790.78	11,310,081.85	0.00	0.00	0.00	0.00	9,400,194.83	326,098.44	0.00	1,583,790.78	11,310,081.85	
Non-Cash Availment Authority (NCAA)	0.00	0.00	0.00	0.00	0.00	0.00	0.00	0.00	0.00	0.00	0.00	0.00	0.00	0.00	0.00	0.00	0.00	0.00	0.00	0.00	0.00	0.00	0.00	0.00	0.00	
Disbursements effected through outright deductions from claims (please specify...)	0.00	0.00	0.00	0.00	0.00	0.00	0.00	0.00	0.00	0.00	0.00	0.00	0.00	0.00	0.00	0.00	0.00	0.00	0.00	0.00	0.00	0.00	0.00	0.00	0.00	
Overpayment of expenses (e.g. personnel benefits)	0.00	0.00	0.00	0.00	0.00	0.00	0.00	0.00	0.00	0.00	0.00	0.00	0.00	0.00	0.00	0.00	0.00	0.00	0.00	0.00	0.00	0.00	0.00	0.00	0.00	
Restitution for loss of government property	0.00	0.00	0.00	0.00	0.00	0.00	0.00	0.00	0.00	0.00	0.00	0.00	0.00	0.00	0.00	0.00	0.00	0.00	0.00	0.00	0.00	0.00	0.00	0.00	0.00	
Liquidated damages and similar claims	0.00	0.00	0.00	0.00	0.00	0.00	0.00	0.00	0.00	0.00	0.00	0.00	0.00	0.00	0.00	0.00	0.00	0.00	0.00	0.00	0.00	0.00	0.00	0.00	0.00	
Others (TEF, BTR, Documentary Stamp Tax, etc.)	0.00	0.00	0.00	0.00	0.00	0.00	0.00	0.00	0.00	0.00	0.00	0.00	0.00	0.00	0.00	0.00	0.00	0.00	0.00	0.00	0.00	0.00	0.00	0.00	0.00	
TOTAL NON-CASH DISBURSEMENTS	9,400,194.83	326,098.44	0.00	0.00	9,726,291.07	0.00	0.00	0.00	1,583,790.78	1,583,790.78	0.00	0.00	0.00	0.00	1,583,790.78	11,310,081.85	0.00	0.00	0.00	0.00	9,400,194.83	326,098.44	0.00	1,583,790.78	11,310,081.85	
GRAND TOTAL	116,534,034.77	39,634,215.84	0.00	0.00	156,168,250.61	0.00	0.00	0.00	21,980,795.54	21,980,795.54	0.00	0.00	0.00	0.00	21,980,795.54	178,149,046.15	0.00	0.00	0.00	0.00	116,534,034.77	39,634,215.84	0.00	21,980,795.54	178,149,046.15	

SUMMARY

Particulars	Previous Report	This Month	As at Date
(1)	(2)	(3)	(4)
Total Disbursement Authorities Received	917,764,489.02	188,079,537.09	1,105,844,026.11
NCA	893,451,130.00	119,520,000.00	812,971,130.00
NTA	178,992,457.52	57,249,455.24	237,241,912.76
Working Fund	0.00	0.00	0.00
TRA	44,320,601.50	11,310,081.85	55,630,683.35
CDC	0.00	0.00	0.00
NCAA	0.00	0.00	0.00
Less: Notice of Transfer of Allocations (NTA) issued	0.00	0.00	0.00
Total Disbursement Authorities Available	917,764,489.02	188,079,537.09	1,105,844,026.11
Less:	0.00	0.00	0.00
Lapsed NCA	807,814.32	0.00	807,814.32
Disbursements	917,158,874.70	178,149,046.15	1,095,305,720.85
Less: Other Non-Cash Disbursements	0.00	0.00	0.00
Disbursements effected through outright deductions from claims	0.00	0.00	0.00
Overpayment of expenses (e.g. personnel benefits)	0.00	0.00	0.00
Restitution for loss of government property	0.00	0.00	0.00
Liquidated damages and similar claims	0.00	0.00	0.00
Others (e.g. TEF, BTR, Docs Stamp, etc.)	0.00	0.00	0.00
Add/Less: Adjustments (e.g. cancelled/stated checks)	0.00	0.00	0.00
Balance of Disbursement Authorities as at date	0.00	9,930,490.94	9,930,490.94
Total Disbursements Program	808,848,000.00	115,415,000.00	924,263,000.00
Less: *Actual Disbursements	917,158,874.70	178,149,046.15	1,095,305,720.85
(Over)/Under spending	(108,310,874.70)	(62,734,046.15)	(171,044,720.85)

Notes: * The use of NTA is discouraged
Notes: ** Amounts should tally with the grand total disbursement (column 27).

Certified Correct:

for 
LOFWELYN D. BARBA

Accountant IV

Date: 2021-08-05 19:48:11

Recommending

Approval:


JULEN MALUBAG

Financial and Management Officer II

Date: 2021-08-05

19:53:51

Approved By:


JOSEPH R. MEJA
Medical Center Chief II

Date: 2021-08-05 19:58:32

MONTHLY REPORT OF DISBURSEMENTS

For the month of August 2021

Department: Department of Health (DOH)
 Agency/Entity: Office of the Secretary
 Operating Unit: Region I Medical Center
 Organization Code (UACS): 13 001 1400018
 Fund Cluster: 01 Regular Agency Fund

Particulars	Current Year Budget					Prior Year's Budget											SUB-TOTAL	Trust Liabilities				Grand Total					Remarks	
	PS	MOOE	FinEx	CO	TOTAL	Prior Year's Accounts Payable					Current Year's Accounts Payable					TOTAL		PS	MOOE	CO	TOTAL	PS	MOOE	FinEx	CO	TOTAL		
						PS	MOOE	FinEx	CO	Sub-Total	PS	MOOE	FinEx	CO	Sub-Total													
1	2	3	4	5	6=(2+3+4+5)	7	8	9	10	11=(7+8+9+10)	12	13	14	15	16=(12+13+14+15)	17=(11+16)	18=(6+17)	19	20	21	22=(19+20+21)	23	24	25	26	27=(23+24+25+26)	28	
CASH DISBURSEMENTS	87,055,895.07	22,811,121.13	0.00	8,594,062.50	118,461,078.70	0.00	0.00	0.00	8,369,403.84	8,369,403.84	0.00	0.00	0.00	0.00	0.00	8,369,403.84	126,830,482.54	0.00	0.00	0.00	0.00	87,055,895.07	22,811,121.13	0.00	16,963,466.34	126,830,482.54		
Notice of Cash Allocation (NCA)	87,055,895.07	22,811,121.13	0.00	8,594,062.50	118,461,078.70	0.00	0.00	0.00	8,369,403.84	8,369,403.84	0.00	0.00	0.00	0.00	0.00	8,369,403.84	126,830,482.54	0.00	0.00	0.00	0.00	87,055,895.07	22,811,121.13	0.00	16,963,466.34	126,830,482.54		
MDS Checks Issued	87,055,895.07	22,811,121.13	0.00	8,594,062.50	118,461,078.70	0.00	0.00	0.00	8,369,403.84	8,369,403.84	0.00	0.00	0.00	0.00	0.00	8,369,403.84	126,830,482.54	0.00	0.00	0.00	0.00	87,055,895.07	22,811,121.13	0.00	16,963,466.34	126,830,482.54		
Advice to Debit Account	0.00	0.00	0.00	0.00	0.00	0.00	0.00	0.00	0.00	0.00	0.00	0.00	0.00	0.00	0.00	0.00	0.00	0.00	0.00	0.00	0.00	0.00	0.00	0.00	0.00	0.00	0.00	
Notice of Transfer Allocations (NTA)	0.00	0.00	0.00	0.00	0.00	0.00	0.00	0.00	0.00	0.00	0.00	0.00	0.00	0.00	0.00	0.00	0.00	0.00	0.00	0.00	0.00	0.00	0.00	0.00	0.00	0.00	0.00	
MDS Checks Issued	0.00	0.00	0.00	0.00	0.00	0.00	0.00	0.00	0.00	0.00	0.00	0.00	0.00	0.00	0.00	0.00	0.00	0.00	0.00	0.00	0.00	0.00	0.00	0.00	0.00	0.00	0.00	
Advice to Debit Account	0.00	0.00	0.00	0.00	0.00	0.00	0.00	0.00	0.00	0.00	0.00	0.00	0.00	0.00	0.00	0.00	0.00	0.00	0.00	0.00	0.00	0.00	0.00	0.00	0.00	0.00	0.00	
Working Fund for FAPs	0.00	0.00	0.00	0.00	0.00	0.00	0.00	0.00	0.00	0.00	0.00	0.00	0.00	0.00	0.00	0.00	0.00	0.00	0.00	0.00	0.00	0.00	0.00	0.00	0.00	0.00	0.00	
Cash Disbursement Ceiling (CDC)	0.00	0.00	0.00	0.00	0.00	0.00	0.00	0.00	0.00	0.00	0.00	0.00	0.00	0.00	0.00	0.00	0.00	0.00	0.00	0.00	0.00	0.00	0.00	0.00	0.00	0.00	0.00	
TOTAL CASH DISBURSEMENTS	87,055,895.07	22,811,121.13	0.00	8,594,062.50	118,461,078.70	0.00	0.00	0.00	8,369,403.84	8,369,403.84	0.00	0.00	0.00	0.00	0.00	8,369,403.84	126,830,482.54	0.00	0.00	0.00	0.00	87,055,895.07	22,811,121.13	0.00	16,963,466.34	126,830,482.54		
NON-CASH DISBURSEMENTS	6,070,116.20	709,711.90	0.00	572,937.50	7,352,765.60	0.00	0.00	0.00	530,341.21	530,341.21	0.00	0.00	0.00	0.00	0.00	530,341.21	7,883,106.81	0.00	0.00	0.00	0.00	6,070,116.20	709,711.90	0.00	1,103,278.71	7,883,106.81		
Tax Remittance Advices Issued (TRA)	6,070,116.20	709,711.90	0.00	572,937.50	7,352,765.60	0.00	0.00	0.00	530,341.21	530,341.21	0.00	0.00	0.00	0.00	0.00	530,341.21	7,883,106.81	0.00	0.00	0.00	0.00	6,070,116.20	709,711.90	0.00	1,103,278.71	7,883,106.81		
Non-Cash Availment Authority (NCAA)	0.00	0.00	0.00	0.00	0.00	0.00	0.00	0.00	0.00	0.00	0.00	0.00	0.00	0.00	0.00	0.00	0.00	0.00	0.00	0.00	0.00	0.00	0.00	0.00	0.00	0.00	0.00	
Disbursements effected through outright deductions from claims (please specify...)	0.00	0.00	0.00	0.00	0.00	0.00	0.00	0.00	0.00	0.00	0.00	0.00	0.00	0.00	0.00	0.00	0.00	0.00	0.00	0.00	0.00	0.00	0.00	0.00	0.00	0.00	0.00	
Overpayment of expenses (e.g. personnel benefits)	0.00	0.00	0.00	0.00	0.00	0.00	0.00	0.00	0.00	0.00	0.00	0.00	0.00	0.00	0.00	0.00	0.00	0.00	0.00	0.00	0.00	0.00	0.00	0.00	0.00	0.00	0.00	
Restitution for loss of government property	0.00	0.00	0.00	0.00	0.00	0.00	0.00	0.00	0.00	0.00	0.00	0.00	0.00	0.00	0.00	0.00	0.00	0.00	0.00	0.00	0.00	0.00	0.00	0.00	0.00	0.00	0.00	
Liquidated damages and similar claims	0.00	0.00	0.00	0.00	0.00	0.00	0.00	0.00	0.00	0.00	0.00	0.00	0.00	0.00	0.00	0.00	0.00	0.00	0.00	0.00	0.00	0.00	0.00	0.00	0.00	0.00	0.00	
Others (TEF, BTr, Documentary Stamp Tax, etc.)	0.00	0.00	0.00	0.00	0.00	0.00	0.00	0.00	0.00	0.00	0.00	0.00	0.00	0.00	0.00	0.00	0.00	0.00	0.00	0.00	0.00	0.00	0.00	0.00	0.00	0.00	0.00	
TOTAL NON-CASH DISBURSEMENTS	6,070,116.20	709,711.90	0.00	572,937.50	7,352,765.60	0.00	0.00	0.00	530,341.21	530,341.21	0.00	0.00	0.00	0.00	0.00	530,341.21	7,883,106.81	0.00	0.00	0.00	0.00	6,070,116.20	709,711.90	0.00	1,103,278.71	7,883,106.81		
GRAND TOTAL	93,126,011.27	23,520,833.03	0.00	9,167,000.00	125,813,844.30	0.00	0.00	0.00	8,899,745.05	8,899,745.05	0.00	0.00	0.00	0.00	0.00	8,899,745.05	134,713,589.35	0.00	0.00	0.00	0.00	93,126,011.27	23,520,833.03	0.00	18,066,745.05	134,713,589.35		

SUMMARY

Particulars	Previous Report	This Month	As at Date
(1)	(2)	(3)	(4)
Total Disbursement Authorities Received	1,105,844,026.11	128,863,137.81	1,234,707,163.92
NCA	812,571,130.00	112,980,031.00	925,551,161.00
NTA	237,241,912.76	8,000,000.00	245,241,912.76
Working Fund	0.00	0.00	0.00
TRA	55,630,983.35	7,883,106.81	63,514,090.16
CDC	0.00	0.00	0.00
NCAA	0.00	0.00	0.00
Less: Notice of Transfer of Allocations (NTA)* Issued	0.00	0.00	0.00
Total Disbursement Authorities Available	1,105,844,026.11	128,863,137.81	1,234,707,163.92
Less:	0.00	0.00	0.00
Lapsed NCA	607,814.32	0.00	607,814.32
Disbursements	1,095,305,720.85	134,713,589.35	1,230,019,310.20
Less: Other Non-Cash Disbursements	0.00	0.00	0.00
Disbursements effected through outright deductions from claims	0.00	0.00	0.00
Overpayment of expenses (e.g. personnel benefits)	0.00	0.00	0.00
Restitution for loss of government property	0.00	0.00	0.00
Liquidated damages and similar claims	0.00	0.00	0.00
Others (e.g. TEF, BTr, Docs Stamp, etc.)	0.00	0.00	0.00
Add/Less: Adjustments (e.g. canceled/stated checks)	0.00	0.00	0.00
Balance of Disbursement Authorities as at date	9,530,490.94	(5,850,451.54)	4,080,039.40
Total Disbursements Program	824,261,000.00	112,470,000.00	1,036,731,000.00
Less: Actual Disbursements	1,095,305,720.85	134,713,589.35	1,230,019,310.20
(Over)/Under spending	(171,044,720.85)	(22,243,589.35)	(193,288,310.20)

Notes: * The use of NTA is discouraged
 Notes: ** Amounts should tally with the grand total disbursement (column 27).

Certified Correct:

Loewelyn D. Barba
 LOEWELYN D. BARBA

Accountant IV

Date: 2021-09-03 12:03:25

Recommending Approval:

Julie N. Malubag
 JULIE N. MALUBAG
 Financial and Management Officer II

Date: 2021-09-03 12:15:09

Approved By:

Joseph Roland O. Mejia
 JOSEPH ROLAND O. MEJIA
 Medical Center Chief II

Date: 2021-09-03 12:18:53

MONTHLY REPORT OF DISBURSEMENTS
For the month of September 2021

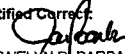
Department: Department of Health (DOH)
 Agency/Entity: Office of the Secretary
 Operating Unit: Region I Medical Center
 Organization Code (UACS): 13 001 1400018
 Fund Cluster: 01 Regular Agency Fund


Particulars	Current Year Budget					Prior Year's Budget											SUB-TOTAL	Trust Liabilities				Grand Total					Remarks	
	PS	MOOE	FinEx	CO	TOTAL	Prior Year's Accounts Payable					Current Year's Accounts Payable							TOTAL	PS	MOOE	CO	TOTAL	PS	MOOE	FinEx	CO		TOTAL
						PS	MOOE	FinEx	CO	Sub-Total	PS	MOOE	FinEx	CO	Sub-Total													
1	2	3	4	5	6=(2+3+4+5)	7	8	9	10	11=(7+8+9+10)	12	13	14	15	16=(12+13+14+15)	17=(11+16)	18=(6+17)	19	20	21	22=(19+20+21)	23	24	25	26	27=(23+24+25+26)	28	
CASH DISBURSEMENTS	106,368,995.13	24,731,629.05	0.00	18,994,860.72	150,093,484.90	0.00	118,303.57	0.00	0.00	118,303.57	0.00	0.00	0.00	0.00	0.00	118,303.57	150,211,788.47	0.00	0.00	0.00	0.00	106,368,995.13	24,849,932.62	0.00	18,994,860.72	150,211,788.47		
Notice of Cash Allocation (NCA)	106,368,995.13	24,731,629.05	0.00	18,994,860.72	150,093,484.90	0.00	118,303.57	0.00	0.00	118,303.57	0.00	0.00	0.00	0.00	0.00	118,303.57	150,211,788.47	0.00	0.00	0.00	0.00	106,368,995.13	24,849,932.62	0.00	18,994,860.72	150,211,788.47		
MDS Checks Issued	106,368,995.13	24,731,629.05	0.00	18,994,860.72	150,093,484.90	0.00	118,303.57	0.00	0.00	118,303.57	0.00	0.00	0.00	0.00	0.00	118,303.57	150,211,788.47	0.00	0.00	0.00	0.00	106,368,995.13	24,849,932.62	0.00	18,994,860.72	150,211,788.47		
Advice to Debit Account	0.00	0.00	0.00	0.00	0.00	0.00	0.00	0.00	0.00	0.00	0.00	0.00	0.00	0.00	0.00	0.00	0.00	0.00	0.00	0.00	0.00	0.00	0.00	0.00	0.00	0.00	0.00	
Notice of Transfer Allocations (NTA)	0.00	0.00	0.00	0.00	0.00	0.00	0.00	0.00	0.00	0.00	0.00	0.00	0.00	0.00	0.00	0.00	0.00	0.00	0.00	0.00	0.00	0.00	0.00	0.00	0.00	0.00	0.00	
MDS Checks Issued	0.00	0.00	0.00	0.00	0.00	0.00	0.00	0.00	0.00	0.00	0.00	0.00	0.00	0.00	0.00	0.00	0.00	0.00	0.00	0.00	0.00	0.00	0.00	0.00	0.00	0.00	0.00	
Advice to Debit Account	0.00	0.00	0.00	0.00	0.00	0.00	0.00	0.00	0.00	0.00	0.00	0.00	0.00	0.00	0.00	0.00	0.00	0.00	0.00	0.00	0.00	0.00	0.00	0.00	0.00	0.00	0.00	
Working Fund for FAPs	0.00	0.00	0.00	0.00	0.00	0.00	0.00	0.00	0.00	0.00	0.00	0.00	0.00	0.00	0.00	0.00	0.00	0.00	0.00	0.00	0.00	0.00	0.00	0.00	0.00	0.00	0.00	
Cash Disbursement Ceiling (CDC)	0.00	0.00	0.00	0.00	0.00	0.00	0.00	0.00	0.00	0.00	0.00	0.00	0.00	0.00	0.00	0.00	0.00	0.00	0.00	0.00	0.00	0.00	0.00	0.00	0.00	0.00	0.00	
TOTAL CASH DISBURSEMENTS	106,368,995.13	24,731,629.05	0.00	18,994,860.72	150,093,484.90	0.00	118,303.57	0.00	0.00	118,303.57	0.00	0.00	0.00	0.00	0.00	118,303.57	150,211,788.47	0.00	0.00	0.00	0.00	106,368,995.13	24,849,932.62	0.00	18,994,860.72	150,211,788.47		
NON-CASH DISBURSEMENTS	5,989,950.31	711,787.30	0.00	1,163,339.28	7,865,078.89	0.00	6,896.43	0.00	0.00	6,896.43	0.00	0.00	0.00	0.00	0.00	6,896.43	7,871,773.32	0.00	0.00	0.00	0.00	5,989,950.31	718,483.73	0.00	1,163,339.28	7,871,773.32		
Tax Remittance Advances Issued (TRA)	5,989,950.31	711,787.30	0.00	1,163,339.28	7,865,078.89	0.00	6,896.43	0.00	0.00	6,896.43	0.00	0.00	0.00	0.00	0.00	6,896.43	7,871,773.32	0.00	0.00	0.00	0.00	5,989,950.31	718,483.73	0.00	1,163,339.28	7,871,773.32		
Non-Cash Availment Authority (NCAA)	0.00	0.00	0.00	0.00	0.00	0.00	0.00	0.00	0.00	0.00	0.00	0.00	0.00	0.00	0.00	0.00	0.00	0.00	0.00	0.00	0.00	0.00	0.00	0.00	0.00	0.00	0.00	
Disbursements effected through outright deductions from claims (please specify...)	0.00	0.00	0.00	0.00	0.00	0.00	0.00	0.00	0.00	0.00	0.00	0.00	0.00	0.00	0.00	0.00	0.00	0.00	0.00	0.00	0.00	0.00	0.00	0.00	0.00	0.00	0.00	
Overpayment of expenses (e.g. personnel benefits)	0.00	0.00	0.00	0.00	0.00	0.00	0.00	0.00	0.00	0.00	0.00	0.00	0.00	0.00	0.00	0.00	0.00	0.00	0.00	0.00	0.00	0.00	0.00	0.00	0.00	0.00	0.00	
Restitution for loss of government property	0.00	0.00	0.00	0.00	0.00	0.00	0.00	0.00	0.00	0.00	0.00	0.00	0.00	0.00	0.00	0.00	0.00	0.00	0.00	0.00	0.00	0.00	0.00	0.00	0.00	0.00	0.00	
Liquidated damages and similar claims	0.00	0.00	0.00	0.00	0.00	0.00	0.00	0.00	0.00	0.00	0.00	0.00	0.00	0.00	0.00	0.00	0.00	0.00	0.00	0.00	0.00	0.00	0.00	0.00	0.00	0.00	0.00	
Others (TEF, BTr, Documentary Stamp Tax, etc.)	0.00	0.00	0.00	0.00	0.00	0.00	0.00	0.00	0.00	0.00	0.00	0.00	0.00	0.00	0.00	0.00	0.00	0.00	0.00	0.00	0.00	0.00	0.00	0.00	0.00	0.00	0.00	
TOTAL NON-CASH DISBURSEMENTS	5,989,950.31	711,787.30	0.00	1,163,339.28	7,865,078.89	0.00	6,896.43	0.00	0.00	6,896.43	0.00	0.00	0.00	0.00	0.00	6,896.43	7,871,773.32	0.00	0.00	0.00	0.00	5,989,950.31	718,483.73	0.00	1,163,339.28	7,871,773.32		
GRAND TOTAL	112,358,945.44	25,443,416.35	0.00	20,158,200.00	157,958,563.79	0.00	125,000.00	0.00	0.00	125,000.00	0.00	0.00	0.00	0.00	0.00	125,000.00	158,083,561.79	0.00	0.00	0.00	0.00	112,358,945.44	25,568,416.35	0.00	20,158,200.00	158,083,561.79		

SUMMARY

Particulars (1)	Previous Report (2)	This Month (3)	As at Date (4)
Total Disbursement Authorities Received	1,234,707,183.92	154,003,722.39	1,388,710,896.31
NCA	925,951,181.00	102,443,000.00	1,028,394,181.00
NTA	245,241,912.78	43,688,949.07	288,930,861.83
Working Fund	0.00	0.00	0.00
TRA	63,514,090.16	7,871,773.32	71,385,863.48
CDC	0.00	0.00	0.00
NCAA	0.00	0.00	0.00
Less: Notice of Transfer of Allocations (NTA)* issued	0.00	0.00	0.00
Total Disbursement Authorities Available	1,234,707,183.92	154,003,722.39	1,388,710,896.31
Less:	0.00	0.00	0.00
Lapsed NCA	607,814.32	200.00	608,014.32
Disbursements	1,230,019,310.20	158,083,561.79	1,388,102,871.99
Less: Other Non-Cash Disbursements	0.00	0.00	0.00
Disbursements effected through outright deductions from claims	0.00	0.00	0.00
Overpayment of expenses (e.g. personnel benefits)	0.00	0.00	0.00
Restitution for loss of government property	0.00	0.00	0.00
Liquidated damages and similar claims	0.00	0.00	0.00
Others (e.g. TEF, BTr, Docs Stamp, etc.)	0.00	0.00	0.00
Add/Less: Adjustments (e.g. cancelled/staled checks)	0.00	0.00	0.00
Balance of Disbursement Authorities as at date	4,080,039.40	(4,080,039.40)	0.00
Total Disbursements Program	1,038,731,000.00	118,732,000.00	1,157,463,000.00
Less: *Actual Disbursements	1,230,019,310.20	158,083,561.79	1,388,102,871.99
(Over)/Under spending	(193,288,310.20)	(41,351,561.79)	(234,639,871.99)

Notes: * The use of NTA is discouraged
 Notes: ** Amounts should tally with the grand total disbursement (column 27).

Certified Correct:

 LOEWELYN D. BARBA
 Accountant IV
 Date: 2021-10-06 13:35:47

Recommending Approval:

 JULIUS N. MALUBAG
 Financial and Management Officer II
 Date: 2021-10-06 14:14:08

Approved By:

 JOSEPH R. MEJA
 Medical Center Chief
 Date: 2021-10-06 15:48:33