

**MONTHLY REPORT OF DISBURSEMENTS**  
For the month of March 2022

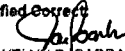
Department: Department of Health (DOH)  
 Agency/Entity: Office of the Secretary  
 Operating Unit: Region I Medical Center  
 Organization Code (UACS): 13 001 1400018  
 Fund Cluster: 01 Regular Agency Fund

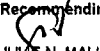
| Particulars  | Current Year Budget   |                      |             |             |             | Prior Year's Budget           |                     |                     |             |                      |                                 |             |             |             |                  |             | Trust Liabilities    |                       |             |             | Grand Total   |             |                       |                      |             | Remarks              |                       |                  |            |
|--|-----------------------|----------------------|-------------|-------------|-------------|-------------------------------|---------------------|---------------------|-------------|----------------------|---------------------------------|-------------|-------------|-------------|------------------|-------------|----------------------|-----------------------|-------------|-------------|---------------|-------------|-----------------------|----------------------|-------------|----------------------|-----------------------|------------------|------------|
|  | PS                    | MOOE                 | FinEx       | CO          | TOTAL       | Prior Year's Accounts Payable |                     |                     |             |                      | Current Year's Accounts Payable |             |             |             |                  | TOTAL       | SUB-TOTAL            | PS                    | MOOE        | CO          | TOTAL         | PS          | MOOE                  | FinEx                | CO          |                      | TOTAL                 |                  |            |
|  |                       |                      |             |             |             | PS                            | MOOE                | FinEx               | CO          | Sub-Total            | PS                              | MOOE        | FinEx       | CO          | Sub-Total        |             |                      |                       |             |             |               |             |                       |                      |             |                      |                       | 18=(12+13+14+15) | 17=(11+18) |
| 1  | 2                     | 3                    | 4           | 5           | 6=(2+3+4+5) | 7                             | 8                   | 9                   | 10          | 11=(7+8+9+10)        | 12                              | 13          | 14          | 15          | 16=(12+13+14+15) | 17=(11+16)  | 18=(6+17)            | 19                    | 20          | 21          | 22=(19+20+21) | 23          | 24                    | 25                   | 26          | 27=(23+24+25+26)     | 28                    |                  |            |
| CASH DISBURSEMENTS   | 128,680,850.29        | 84,876,338.43        | 0.00        | 0.00        | 0.00        | 191,356,988.72                | 4,628,413.95        | 3,995,314.05        | 0.00        | 25,461,498.07        | 34,083,226.07                   | 0.00        | 0.00        | 0.00        | 0.00             | 0.00        | 34,083,226.07        | 225,440,212.79        | 0.00        | 0.00        | 0.00          | 0.00        | 131,307,064.24        | 68,671,650.48        | 0.00        | 25,461,498.07        | 225,440,212.79        |                  |            |
| Notice of Cash Allocation (NCA)  | 128,680,850.29        | 84,876,338.43        | 0.00        | 0.00        | 0.00        | 191,356,988.72                | 4,628,413.95        | 3,995,314.05        | 0.00        | 25,461,498.07        | 34,083,226.07                   | 0.00        | 0.00        | 0.00        | 0.00             | 0.00        | 34,083,226.07        | 225,440,212.79        | 0.00        | 0.00        | 0.00          | 0.00        | 131,307,064.24        | 68,671,650.48        | 0.00        | 25,461,498.07        | 225,440,212.79        |                  |            |
| MDS Checks Issued  | 128,680,850.29        | 84,876,338.43        | 0.00        | 0.00        | 0.00        | 191,356,988.72                | 4,628,413.95        | 3,995,314.05        | 0.00        | 25,461,498.07        | 34,083,226.07                   | 0.00        | 0.00        | 0.00        | 0.00             | 0.00        | 34,083,226.07        | 225,440,212.79        | 0.00        | 0.00        | 0.00          | 0.00        | 131,307,064.24        | 68,671,650.48        | 0.00        | 25,461,498.07        | 225,440,212.79        |                  |            |
| Advice to Debit Account  | 0.00                  | 0.00                 | 0.00        | 0.00        | 0.00        | 0.00                          | 0.00                | 0.00                | 0.00        | 0.00                 | 0.00                            | 0.00        | 0.00        | 0.00        | 0.00             | 0.00        | 0.00                 | 0.00                  | 0.00        | 0.00        | 0.00          | 0.00        | 0.00                  | 0.00                 | 0.00        | 0.00                 | 0.00                  | 0.00             |            |
| Notice of Transfer Allocations (NTA)   | 0.00                  | 0.00                 | 0.00        | 0.00        | 0.00        | 0.00                          | 0.00                | 0.00                | 0.00        | 0.00                 | 0.00                            | 0.00        | 0.00        | 0.00        | 0.00             | 0.00        | 0.00                 | 0.00                  | 0.00        | 0.00        | 0.00          | 0.00        | 0.00                  | 0.00                 | 0.00        | 0.00                 | 0.00                  | 0.00             |            |
| MDS Checks Issued  | 0.00                  | 0.00                 | 0.00        | 0.00        | 0.00        | 0.00                          | 0.00                | 0.00                | 0.00        | 0.00                 | 0.00                            | 0.00        | 0.00        | 0.00        | 0.00             | 0.00        | 0.00                 | 0.00                  | 0.00        | 0.00        | 0.00          | 0.00        | 0.00                  | 0.00                 | 0.00        | 0.00                 | 0.00                  | 0.00             |            |
| Advice to Debit Account  | 0.00                  | 0.00                 | 0.00        | 0.00        | 0.00        | 0.00                          | 0.00                | 0.00                | 0.00        | 0.00                 | 0.00                            | 0.00        | 0.00        | 0.00        | 0.00             | 0.00        | 0.00                 | 0.00                  | 0.00        | 0.00        | 0.00          | 0.00        | 0.00                  | 0.00                 | 0.00        | 0.00                 | 0.00                  | 0.00             |            |
| Working Fund for FAPs  | 0.00                  | 0.00                 | 0.00        | 0.00        | 0.00        | 0.00                          | 0.00                | 0.00                | 0.00        | 0.00                 | 0.00                            | 0.00        | 0.00        | 0.00        | 0.00             | 0.00        | 0.00                 | 0.00                  | 0.00        | 0.00        | 0.00          | 0.00        | 0.00                  | 0.00                 | 0.00        | 0.00                 | 0.00                  | 0.00             |            |
| Cash Disbursement Ceiling (CDC)  | 0.00                  | 0.00                 | 0.00        | 0.00        | 0.00        | 0.00                          | 0.00                | 0.00                | 0.00        | 0.00                 | 0.00                            | 0.00        | 0.00        | 0.00        | 0.00             | 0.00        | 0.00                 | 0.00                  | 0.00        | 0.00        | 0.00          | 0.00        | 0.00                  | 0.00                 | 0.00        | 0.00                 | 0.00                  | 0.00             |            |
| <b>TOTAL CASH DISBURSEMENTS</b>  | <b>128,680,850.29</b> | <b>84,876,338.43</b> | <b>0.00</b> | <b>0.00</b> | <b>0.00</b> | <b>191,356,988.72</b>         | <b>4,628,413.95</b> | <b>3,995,314.05</b> | <b>0.00</b> | <b>25,461,498.07</b> | <b>34,083,226.07</b>            | <b>0.00</b> | <b>0.00</b> | <b>0.00</b> | <b>0.00</b>      | <b>0.00</b> | <b>34,083,226.07</b> | <b>225,440,212.79</b> | <b>0.00</b> | <b>0.00</b> | <b>0.00</b>   | <b>0.00</b> | <b>131,307,064.24</b> | <b>68,671,650.48</b> | <b>0.00</b> | <b>25,461,498.07</b> | <b>225,440,212.79</b> |                  |            |
| NON-CASH DISBURSEMENTS   | 11,009,542.99         | 704,610.85           | 0.00        | 0.00        | 0.00        | 11,714,153.84                 | 0.00                | 14,138.32           | 0.00        | 1,677,003.63         | 1,691,141.95                    | 0.00        | 0.00        | 0.00        | 0.00             | 0.00        | 1,691,141.95         | 13,405,295.89         | 0.00        | 0.00        | 0.00          | 0.00        | 11,009,542.99         | 718,749.27           | 0.00        | 1,677,003.63         | 13,405,295.89         |                  |            |
| Tax Remittance Advances Issued (TRA)   | 11,009,542.99         | 704,610.85           | 0.00        | 0.00        | 0.00        | 11,714,153.84                 | 0.00                | 14,138.32           | 0.00        | 1,677,003.63         | 1,691,141.95                    | 0.00        | 0.00        | 0.00        | 0.00             | 0.00        | 1,691,141.95         | 13,405,295.89         | 0.00        | 0.00        | 0.00          | 0.00        | 11,009,542.99         | 718,749.27           | 0.00        | 1,677,003.63         | 13,405,295.89         |                  |            |
| Non-Cash Availment Authority (NCAA)  | 0.00                  | 0.00                 | 0.00        | 0.00        | 0.00        | 0.00                          | 0.00                | 0.00                | 0.00        | 0.00                 | 0.00                            | 0.00        | 0.00        | 0.00        | 0.00             | 0.00        | 0.00                 | 0.00                  | 0.00        | 0.00        | 0.00          | 0.00        | 0.00                  | 0.00                 | 0.00        | 0.00                 | 0.00                  | 0.00             |            |
| Disbursements effected through outright deductions from claims (please specify...) | 0.00                  | 0.00                 | 0.00        | 0.00        | 0.00        | 0.00                          | 0.00                | 0.00                | 0.00        | 0.00                 | 0.00                            | 0.00        | 0.00        | 0.00        | 0.00             | 0.00        | 0.00                 | 0.00                  | 0.00        | 0.00        | 0.00          | 0.00        | 0.00                  | 0.00                 | 0.00        | 0.00                 | 0.00                  | 0.00             |            |
| Overpayment of expenses (e.g. personal benefits)                                   | 0.00                  | 0.00                 | 0.00        | 0.00        | 0.00        | 0.00                          | 0.00                | 0.00                | 0.00        | 0.00                 | 0.00                            | 0.00        | 0.00        | 0.00        | 0.00             | 0.00        | 0.00                 | 0.00                  | 0.00        | 0.00        | 0.00          | 0.00        | 0.00                  | 0.00                 | 0.00        | 0.00                 | 0.00                  | 0.00             |            |
| Restitution for loss of government property  | 0.00                  | 0.00                 | 0.00        | 0.00        | 0.00        | 0.00                          | 0.00                | 0.00                | 0.00        | 0.00                 | 0.00                            | 0.00        | 0.00        | 0.00        | 0.00             | 0.00        | 0.00                 | 0.00                  | 0.00        | 0.00        | 0.00          | 0.00        | 0.00                  | 0.00                 | 0.00        | 0.00                 | 0.00                  | 0.00             |            |
| Liquidated damages and similar claims  | 0.00                  | 0.00                 | 0.00        | 0.00        | 0.00        | 0.00                          | 0.00                | 0.00                | 0.00        | 0.00                 | 0.00                            | 0.00        | 0.00        | 0.00        | 0.00             | 0.00        | 0.00                 | 0.00                  | 0.00        | 0.00        | 0.00          | 0.00        | 0.00                  | 0.00                 | 0.00        | 0.00                 | 0.00                  | 0.00             |            |
| Others (TEF, BTR, Documentary Stamp Tax, etc.)                                     | 0.00                  | 0.00                 | 0.00        | 0.00        | 0.00        | 0.00                          | 0.00                | 0.00                | 0.00        | 0.00                 | 0.00                            | 0.00        | 0.00        | 0.00        | 0.00             | 0.00        | 0.00                 | 0.00                  | 0.00        | 0.00        | 0.00          | 0.00        | 0.00                  | 0.00                 | 0.00        | 0.00                 | 0.00                  | 0.00             |            |
| <b>TOTAL NON-CASH DISBURSEMENTS</b>  | <b>11,009,542.99</b>  | <b>704,610.85</b>    | <b>0.00</b> | <b>0.00</b> | <b>0.00</b> | <b>11,714,153.84</b>          | <b>0.00</b>         | <b>14,138.32</b>    | <b>0.00</b> | <b>1,677,003.63</b>  | <b>1,691,141.95</b>             | <b>0.00</b> | <b>0.00</b> | <b>0.00</b> | <b>0.00</b>      | <b>0.00</b> | <b>1,691,141.95</b>  | <b>13,405,295.89</b>  | <b>0.00</b> | <b>0.00</b> | <b>0.00</b>   | <b>0.00</b> | <b>11,009,542.99</b>  | <b>718,749.27</b>    | <b>0.00</b> | <b>1,677,003.63</b>  | <b>13,405,295.89</b>  |                  |            |
| <b>GRAND TOTAL</b>   | <b>137,690,393.28</b> | <b>85,580,949.28</b> | <b>0.00</b> | <b>0.00</b> | <b>0.00</b> | <b>203,071,142.56</b>         | <b>4,628,413.95</b> | <b>4,009,452.37</b> | <b>0.00</b> | <b>27,138,501.70</b> | <b>35,774,368.02</b>            | <b>0.00</b> | <b>0.00</b> | <b>0.00</b> | <b>0.00</b>      | <b>0.00</b> | <b>35,774,368.02</b> | <b>238,845,508.68</b> | <b>0.00</b> | <b>0.00</b> | <b>0.00</b>   | <b>0.00</b> | <b>142,316,607.23</b> | <b>69,390,399.75</b> | <b>0.00</b> | <b>27,138,501.70</b> | <b>238,845,508.68</b> |                  |            |

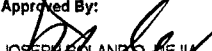
**SUMMARY**

| Particulars  | Previous Report | This Month       | As at Date       |
|--|-----------------|------------------|------------------|
| (1)  | (2)             | (3)              | (4)              |
| Total Disbursement Authorities Received                        | 225,340,104.21  | 218,979,948.60   | 442,320,050.81   |
| NCA  | 183,382,000.00  | 128,812,924.00   | 312,994,824.00   |
| NTA  | 27,818,445.10   | 73,961,726.71    | 101,778,171.81   |
| Working Fund   | 0.00            | 0.00             | 0.00             |
| TRA  | 14,141,659.11   | 13,405,295.89    | 27,546,955.00    |
| CDC  | 0.00            | 0.00             | 0.00             |
| NCAA   | 0.00            | 0.00             | 0.00             |
| Less: Notice of Transfer of Allocations (NTA)* Issued          | 0.00            | 0.00             | 0.00             |
| Total Disbursement Authorities Available                       | 225,340,104.21  | 218,979,948.60   | 442,320,050.81   |
| Less:  | 0.00            | 0.00             | 0.00             |
| Lapsed NCA   | 0.00            | 0.00             | 0.00             |
| Disbursements  | 203,474,542.13  | 238,845,508.68   | 442,320,050.81   |
| Less: Other Non-Cash Disbursements                             | 0.00            | 0.00             | 0.00             |
| Disbursements effected through outright deductions from claims | 0.00            | 0.00             | 0.00             |
| Overpayment of expenses (e.g. personal benefits)               | 0.00            | 0.00             | 0.00             |
| Restitution for loss of government property                    | 0.00            | 0.00             | 0.00             |
| Liquidated damages and similar claims                          | 0.00            | 0.00             | 0.00             |
| Others (e.g. TEF, BTR, Docs Stamp, etc.)                       | 0.00            | 0.00             | 0.00             |
| Add/Less: Adjustments (e.g. cancelled/staled checks)           | 0.00            | 0.00             | 0.00             |
| Balance of Disbursement Authorities as at date                 | 21,865,562.08   | (21,865,562.08)  | 0.00             |
| Total Disbursements Program                                    | 235,043,000.00  | 98,562,000.00    | 333,605,000.00   |
| Less: Actual Disbursements                                     | 203,474,542.13  | 238,845,508.68   | 442,320,050.81   |
| (Over)/Under spending  | 31,568,457.87   | (140,283,508.68) | (108,715,050.81) |

Notes: \* The use of NTA is discouraged  
 Notes: \*\* Amounts should tally with the grand total disbursement (column 27).

Certified Correct  
  
 LOEWELYN D. BARBA  
 Accountant IV  
 Date: 2022-04-05 12:05:47

Recommending Approval:  
  
 JUMEN MALUBAG  
 Financial and Management Officer II  
 Date: 2022-04-05 12:08:55

Approved By:  
  
 JOSEPH ROLAND C. MEJIA  
 Medical Center Chief I  
 Date: 2022-04-05 12:10:17

**MONTHLY REPORT OF DISBURSEMENTS**  
For the month of February 2022


Department: Department of Health (DOH)  
 Agency/Entity: Office of the Secretary  
 Operating Unit: Region I Medical Center  
 Organization Code (UACS): 13 001 1400018  
 Fund Cluster: 01 Regular Agency Fund


| Particulars  | Current Year Budget  |                      |             |             |                       | Prior Year's Accounts Payable |                     |             |             |                     |                                 |             |             |             |                  |                     | SUB-TOTAL             | Trust Liabilities |             |             |               |                      | Grand Total          |             |             |                       |      | Remarks |
|--|----------------------|----------------------|-------------|-------------|-----------------------|-------------------------------|---------------------|-------------|-------------|---------------------|---------------------------------|-------------|-------------|-------------|------------------|---------------------|-----------------------|-------------------|-------------|-------------|---------------|----------------------|----------------------|-------------|-------------|-----------------------|------|---------|
|  | PS                   | MOOE                 | FinEx       | CO          | TOTAL                 | Prior Year's Accounts Payable |                     |             |             |                     | Current Year's Accounts Payable |             |             |             |                  | PS                  |                       | MOOE              | CO          | TOTAL       | PS            | MOOE                 | FinEx                | CO          | TOTAL       |                       |      |         |
|  |                      |                      |             |             |                       | PS                            | MOOE                | FinEx       | CO          | Sub-Total           | PS                              | MOOE        | FinEx       | CO          | Sub-Total        |                     |                       |                   |             |             |               |                      |                      |             |             | TOTAL                 |      |         |
| 1  | 2                    | 3                    | 4           | 5           | 6=(2+3+4+5)           | 7                             | 8                   | 9           | 10          | 11=(7+8+9+10)       | 12                              | 13          | 14          | 15          | 16=(12+13+14+15) | 17=(11+16)          | 18=(6+17)             | 19                | 20          | 21          | 22=(19+20+21) | 23                   | 24                   | 25          | 26          | 27=(23+24+25+26)      | 28   |         |
| CASH DISBURSEMENTS   | 87,975,806.60        | 15,138,077.52        | 0.00        | 0.00        | 103,113,884.12        | 0.00                          | 6,215,219.38        | 0.00        | 0.00        | 6,215,219.38        | 0.00                            | 0.00        | 0.00        | 0.00        | 0.00             | 6,215,219.38        | 109,329,103.50        | 0.00              | 0.00        | 0.00        | 0.00          | 87,975,806.60        | 21,353,296.90        | 0.00        | 0.00        | 109,329,103.50        |      |         |
| Notice of Cash Allocation (NCA)  | 87,975,806.60        | 15,138,077.52        | 0.00        | 0.00        | 103,113,884.12        | 0.00                          | 6,215,219.38        | 0.00        | 0.00        | 6,215,219.38        | 0.00                            | 0.00        | 0.00        | 0.00        | 0.00             | 6,215,219.38        | 109,329,103.50        | 0.00              | 0.00        | 0.00        | 0.00          | 87,975,806.60        | 21,353,296.90        | 0.00        | 0.00        | 109,329,103.50        |      |         |
| MDS Checks Issued  | 87,975,806.60        | 15,138,077.52        | 0.00        | 0.00        | 103,113,884.12        | 0.00                          | 6,215,219.38        | 0.00        | 0.00        | 6,215,219.38        | 0.00                            | 0.00        | 0.00        | 0.00        | 0.00             | 6,215,219.38        | 109,329,103.50        | 0.00              | 0.00        | 0.00        | 0.00          | 87,975,806.60        | 21,353,296.90        | 0.00        | 0.00        | 109,329,103.50        |      |         |
| Advice to Debit Account  | 0.00                 | 0.00                 | 0.00        | 0.00        | 0.00                  | 0.00                          | 0.00                | 0.00        | 0.00        | 0.00                | 0.00                            | 0.00        | 0.00        | 0.00        | 0.00             | 0.00                | 0.00                  | 0.00              | 0.00        | 0.00        | 0.00          | 0.00                 | 0.00                 | 0.00        | 0.00        | 0.00                  | 0.00 |         |
| Notice of Transfer Allocations (NTA)   | 0.00                 | 0.00                 | 0.00        | 0.00        | 0.00                  | 0.00                          | 0.00                | 0.00        | 0.00        | 0.00                | 0.00                            | 0.00        | 0.00        | 0.00        | 0.00             | 0.00                | 0.00                  | 0.00              | 0.00        | 0.00        | 0.00          | 0.00                 | 0.00                 | 0.00        | 0.00        | 0.00                  | 0.00 |         |
| MDS Checks issued  | 0.00                 | 0.00                 | 0.00        | 0.00        | 0.00                  | 0.00                          | 0.00                | 0.00        | 0.00        | 0.00                | 0.00                            | 0.00        | 0.00        | 0.00        | 0.00             | 0.00                | 0.00                  | 0.00              | 0.00        | 0.00        | 0.00          | 0.00                 | 0.00                 | 0.00        | 0.00        | 0.00                  | 0.00 |         |
| Advice to Debit Account  | 0.00                 | 0.00                 | 0.00        | 0.00        | 0.00                  | 0.00                          | 0.00                | 0.00        | 0.00        | 0.00                | 0.00                            | 0.00        | 0.00        | 0.00        | 0.00             | 0.00                | 0.00                  | 0.00              | 0.00        | 0.00        | 0.00          | 0.00                 | 0.00                 | 0.00        | 0.00        | 0.00                  | 0.00 |         |
| Working Fund for FAPs  | 0.00                 | 0.00                 | 0.00        | 0.00        | 0.00                  | 0.00                          | 0.00                | 0.00        | 0.00        | 0.00                | 0.00                            | 0.00        | 0.00        | 0.00        | 0.00             | 0.00                | 0.00                  | 0.00              | 0.00        | 0.00        | 0.00          | 0.00                 | 0.00                 | 0.00        | 0.00        | 0.00                  | 0.00 |         |
| Cash Disbursement Ceiling (CDC)  | 0.00                 | 0.00                 | 0.00        | 0.00        | 0.00                  | 0.00                          | 0.00                | 0.00        | 0.00        | 0.00                | 0.00                            | 0.00        | 0.00        | 0.00        | 0.00             | 0.00                | 0.00                  | 0.00              | 0.00        | 0.00        | 0.00          | 0.00                 | 0.00                 | 0.00        | 0.00        | 0.00                  | 0.00 |         |
| <b>TOTAL CASH DISBURSEMENTS</b>  | <b>87,975,806.60</b> | <b>15,138,077.52</b> | <b>0.00</b> | <b>0.00</b> | <b>103,113,884.12</b> | <b>0.00</b>                   | <b>6,215,219.38</b> | <b>0.00</b> | <b>0.00</b> | <b>6,215,219.38</b> | <b>0.00</b>                     | <b>0.00</b> | <b>0.00</b> | <b>0.00</b> | <b>0.00</b>      | <b>6,215,219.38</b> | <b>109,329,103.50</b> | <b>0.00</b>       | <b>0.00</b> | <b>0.00</b> | <b>0.00</b>   | <b>87,975,806.60</b> | <b>21,353,296.90</b> | <b>0.00</b> | <b>0.00</b> | <b>109,329,103.50</b> |      |         |
| NON-CASH DISBURSEMENTS   | 7,152,717.73         | 133,002.77           | 0.00        | 0.00        | 7,285,720.50          | 0.00                          | 1,467.85            | 0.00        | 0.00        | 1,467.85            | 0.00                            | 0.00        | 0.00        | 0.00        | 0.00             | 1,467.85            | 7,287,188.35          | 0.00              | 0.00        | 0.00        | 0.00          | 7,152,717.73         | 134,470.62           | 0.00        | 0.00        | 7,287,188.35          |      |         |
| Tax Remittance Advances Issued (TRA)   | 7,152,717.73         | 133,002.77           | 0.00        | 0.00        | 7,285,720.50          | 0.00                          | 1,467.85            | 0.00        | 0.00        | 1,467.85            | 0.00                            | 0.00        | 0.00        | 0.00        | 0.00             | 1,467.85            | 7,287,188.35          | 0.00              | 0.00        | 0.00        | 0.00          | 7,152,717.73         | 134,470.62           | 0.00        | 0.00        | 7,287,188.35          |      |         |
| Non-Cash Availment Authority (NCAA)  | 0.00                 | 0.00                 | 0.00        | 0.00        | 0.00                  | 0.00                          | 0.00                | 0.00        | 0.00        | 0.00                | 0.00                            | 0.00        | 0.00        | 0.00        | 0.00             | 0.00                | 0.00                  | 0.00              | 0.00        | 0.00        | 0.00          | 0.00                 | 0.00                 | 0.00        | 0.00        | 0.00                  |      |         |
| Disbursements effected through outright deductions from claims (please specify...) | 0.00                 | 0.00                 | 0.00        | 0.00        | 0.00                  | 0.00                          | 0.00                | 0.00        | 0.00        | 0.00                | 0.00                            | 0.00        | 0.00        | 0.00        | 0.00             | 0.00                | 0.00                  | 0.00              | 0.00        | 0.00        | 0.00          | 0.00                 | 0.00                 | 0.00        | 0.00        | 0.00                  |      |         |
| Overpayment of expenses (e.g. personnel benefits)                                  | 0.00                 | 0.00                 | 0.00        | 0.00        | 0.00                  | 0.00                          | 0.00                | 0.00        | 0.00        | 0.00                | 0.00                            | 0.00        | 0.00        | 0.00        | 0.00             | 0.00                | 0.00                  | 0.00              | 0.00        | 0.00        | 0.00          | 0.00                 | 0.00                 | 0.00        | 0.00        | 0.00                  | 0.00 |         |
| Restitution for loss of government property  | 0.00                 | 0.00                 | 0.00        | 0.00        | 0.00                  | 0.00                          | 0.00                | 0.00        | 0.00        | 0.00                | 0.00                            | 0.00        | 0.00        | 0.00        | 0.00             | 0.00                | 0.00                  | 0.00              | 0.00        | 0.00        | 0.00          | 0.00                 | 0.00                 | 0.00        | 0.00        | 0.00                  | 0.00 |         |
| Liquidated damages and similar claims  | 0.00                 | 0.00                 | 0.00        | 0.00        | 0.00                  | 0.00                          | 0.00                | 0.00        | 0.00        | 0.00                | 0.00                            | 0.00        | 0.00        | 0.00        | 0.00             | 0.00                | 0.00                  | 0.00              | 0.00        | 0.00        | 0.00          | 0.00                 | 0.00                 | 0.00        | 0.00        | 0.00                  | 0.00 |         |
| Others (TEF, BTR, Documentary Stamp Tax, etc.)                                     | 0.00                 | 0.00                 | 0.00        | 0.00        | 0.00                  | 0.00                          | 0.00                | 0.00        | 0.00        | 0.00                | 0.00                            | 0.00        | 0.00        | 0.00        | 0.00             | 0.00                | 0.00                  | 0.00              | 0.00        | 0.00        | 0.00          | 0.00                 | 0.00                 | 0.00        | 0.00        | 0.00                  | 0.00 |         |
| <b>TOTAL NON-CASH DISBURSEMENTS</b>  | <b>7,152,717.73</b>  | <b>133,002.77</b>    | <b>0.00</b> | <b>0.00</b> | <b>7,285,720.50</b>   | <b>0.00</b>                   | <b>1,467.85</b>     | <b>0.00</b> | <b>0.00</b> | <b>1,467.85</b>     | <b>0.00</b>                     | <b>0.00</b> | <b>0.00</b> | <b>0.00</b> | <b>0.00</b>      | <b>1,467.85</b>     | <b>7,287,188.35</b>   | <b>0.00</b>       | <b>0.00</b> | <b>0.00</b> | <b>0.00</b>   | <b>7,152,717.73</b>  | <b>134,470.62</b>    | <b>0.00</b> | <b>0.00</b> | <b>7,287,188.35</b>   |      |         |
| <b>GRAND TOTAL</b>   | <b>95,128,524.33</b> | <b>15,271,080.29</b> | <b>0.00</b> | <b>0.00</b> | <b>110,399,604.62</b> | <b>0.00</b>                   | <b>6,216,687.23</b> | <b>0.00</b> | <b>0.00</b> | <b>6,216,687.23</b> | <b>0.00</b>                     | <b>0.00</b> | <b>0.00</b> | <b>0.00</b> | <b>0.00</b>      | <b>6,216,687.23</b> | <b>116,616,291.85</b> | <b>0.00</b>       | <b>0.00</b> | <b>0.00</b> | <b>0.00</b>   | <b>95,128,524.33</b> | <b>21,487,767.52</b> | <b>0.00</b> | <b>0.00</b> | <b>116,616,291.85</b> |      |         |


**SUMMARY**

| Particulars  | Previous Report | This Month     | As at Date     |
|--|-----------------|----------------|----------------|
| (1)  | (2)             | (3)            | (4)            |
| Total Disbursement Authorities Received                        | 103,308,470.03  | 122,031,634.18 | 225,340,104.21 |
| NCA  | 91,691,000.00   | 91,691,000.00  | 183,382,000.00 |
| NTA  | 4,762,999.27    | 23,053,445.83  | 27,816,445.10  |
| Working Fund   | 0.00            | 0.00           | 0.00           |
| TRA  | 6,854,470.76    | 7,287,188.35   | 14,141,659.11  |
| CDC  | 0.00            | 0.00           | 0.00           |
| NCAA   | 0.00            | 0.00           | 0.00           |
| Less: Notice of Transfer of Allocations (NTA)* issued          | 0.00            | 0.00           | 0.00           |
| Total Disbursement Authorities Available                       | 103,308,470.03  | 122,031,634.18 | 225,340,104.21 |
| Less:  | 0.00            | 0.00           | 0.00           |
| Lapsed NCA   | 0.00            | 0.00           | 0.00           |
| Disbursements  | 86,858,250.28   | 116,616,291.85 | 203,474,542.13 |
| Less: Other Non-Cash Disbursements                             | 0.00            | 0.00           | 0.00           |
| Disbursements effected through outright deductions from claims | 0.00            | 0.00           | 0.00           |
| Overpayment of expenses (e.g. personnel benefits)              | 0.00            | 0.00           | 0.00           |
| Restitution for loss of government property                    | 0.00            | 0.00           | 0.00           |
| Liquidated damages and similar claims                          | 0.00            | 0.00           | 0.00           |
| Others (e.g. TEF, BTR, Docs Stamp, etc.)                       | 0.00            | 0.00           | 0.00           |
| Add/Less: Adjustments (e.g. cancelled/staled checks)           | 0.00            | 0.00           | 0.00           |
| Balance of Disbursement Authorities as at date                 | 16,450,219.75   | 5,415,342.33   | 21,865,562.08  |
| Total Disbursements Program                                    | 119,706,000.00  | 115,337,000.00 | 235,043,000.00 |
| Less: *Actual Disbursements                                    | 86,858,250.28   | 116,616,291.85 | 203,474,542.13 |
| (Over)/Under spending  | 32,847,749.72   | (1,279,291.85) | 31,568,457.87  |

Notes: \* The use of NTA is discouraged  
 Notes: \*\* Amounts should tally with the grand total disbursement (column 27).

Certified Correct:  
  
 LOEWELYN D. BARBA  
 Accountant IV  
 Date: 2022-03-04 16:56:20

Recommending Approval:  
  
 JULIE N. MALUBAG  
 Financial and Management Officer II  
 Date: 2022-03-04 17:00:44

Approved By:  
  
 JOSEPH ROLAND O. MURIA  
 Medical Center Chief II  
 Date: 2022-03-04 17:07:17

**MONTHLY REPORT OF DISBURSEMENTS**  
For the month of January 2022


Department: Department of Health (DOH)  
 Agency/Entity: Office of the Secretary  
 Operating Unit: Region I Medical Center  
 Organization Code (UACS): 13 001 1400018  
 Fund Cluster: 01 Regular Agency Fund


| Particulars  | Current Year Budget  |                      |             |             |                      | Prior Year's Budget           |                     |             |                   |                     |                                 |             |             |             |                  | SUB-TOTAL           | Trust Liabilities    |             |             |             | Grand Total   |                      |                      |             |                   | Remarks              |       |  |
|--|----------------------|----------------------|-------------|-------------|----------------------|-------------------------------|---------------------|-------------|-------------------|---------------------|---------------------------------|-------------|-------------|-------------|------------------|---------------------|----------------------|-------------|-------------|-------------|---------------|----------------------|----------------------|-------------|-------------------|----------------------|-------|--|
|  | PS                   | MOOE                 | FinEx       | CO          | TOTAL                | Prior Year's Accounts Payable |                     |             |                   |                     | Current Year's Accounts Payable |             |             |             |                  |                     | TOTAL                | PS          | MOOE        | CO          | TOTAL         | PS                   | MOOE                 | FinEx       | CO                |                      | TOTAL |  |
|  |                      |                      |             |             |                      | PS                            | MOOE                | FinEx       | CO                | Sub-Total           | PS                              | MOOE        | FinEx       | CO          | Sub-Total        |                     |                      |             |             |             |               |                      |                      |             |                   |                      |       |  |
| 1  | 2                    | 3                    | 4           | 5           | 6=(2+3+4+5)          | 7                             | 8                   | 9           | 10                | 11=(7+8+9+10)       | 12                              | 13          | 14          | 15          | 16=(12+13+14+15) | 17=(11+16)          | 18=(6+17)            | 19          | 20          | 21          | 22=(19+20+21) | 23                   | 24                   | 25          | 26                | 27=(23+24+25+26)     | 28    |  |
| CASH DISBURSEMENTS   | 64,690,536.16        | 9,868,348.33         | 0.00        | 0.00        | 74,358,884.49        | 0.00                          | 5,000,000.00        | 0.00        | 644,895.03        | 5,644,895.03        | 0.00                            | 0.00        | 0.00        | 0.00        | 0.00             | 5,644,895.03        | 80,003,779.52        | 0.00        | 0.00        | 0.00        | 0.00          | 64,690,536.16        | 14,668,348.33        | 0.00        | 644,895.03        | 80,003,779.52        |       |  |
| Notice of Cash Allocation (NCA)  | 64,690,536.16        | 9,868,348.33         | 0.00        | 0.00        | 74,358,884.49        | 0.00                          | 5,000,000.00        | 0.00        | 644,895.03        | 5,644,895.03        | 0.00                            | 0.00        | 0.00        | 0.00        | 0.00             | 5,644,895.03        | 80,003,779.52        | 0.00        | 0.00        | 0.00        | 0.00          | 64,690,536.16        | 14,668,348.33        | 0.00        | 644,895.03        | 80,003,779.52        |       |  |
| MDS Checks Issued  | 64,690,536.16        | 9,868,348.33         | 0.00        | 0.00        | 74,358,884.49        | 0.00                          | 5,000,000.00        | 0.00        | 644,895.03        | 5,644,895.03        | 0.00                            | 0.00        | 0.00        | 0.00        | 0.00             | 5,644,895.03        | 80,003,779.52        | 0.00        | 0.00        | 0.00        | 0.00          | 64,690,536.16        | 14,668,348.33        | 0.00        | 644,895.03        | 80,003,779.52        |       |  |
| Advice to Debit Account  | 0.00                 | 0.00                 | 0.00        | 0.00        | 0.00                 | 0.00                          | 0.00                | 0.00        | 0.00              | 0.00                | 0.00                            | 0.00        | 0.00        | 0.00        | 0.00             | 0.00                | 0.00                 | 0.00        | 0.00        | 0.00        | 0.00          | 0.00                 | 0.00                 | 0.00        | 0.00              | 0.00                 | 0.00  |  |
| Notice of Transfer Allocations (NTA)   | 0.00                 | 0.00                 | 0.00        | 0.00        | 0.00                 | 0.00                          | 0.00                | 0.00        | 0.00              | 0.00                | 0.00                            | 0.00        | 0.00        | 0.00        | 0.00             | 0.00                | 0.00                 | 0.00        | 0.00        | 0.00        | 0.00          | 0.00                 | 0.00                 | 0.00        | 0.00              | 0.00                 | 0.00  |  |
| MDS Checks Issued  | 0.00                 | 0.00                 | 0.00        | 0.00        | 0.00                 | 0.00                          | 0.00                | 0.00        | 0.00              | 0.00                | 0.00                            | 0.00        | 0.00        | 0.00        | 0.00             | 0.00                | 0.00                 | 0.00        | 0.00        | 0.00        | 0.00          | 0.00                 | 0.00                 | 0.00        | 0.00              | 0.00                 | 0.00  |  |
| Advice to Debit Account  | 0.00                 | 0.00                 | 0.00        | 0.00        | 0.00                 | 0.00                          | 0.00                | 0.00        | 0.00              | 0.00                | 0.00                            | 0.00        | 0.00        | 0.00        | 0.00             | 0.00                | 0.00                 | 0.00        | 0.00        | 0.00        | 0.00          | 0.00                 | 0.00                 | 0.00        | 0.00              | 0.00                 | 0.00  |  |
| Working Fund for FAPs  | 0.00                 | 0.00                 | 0.00        | 0.00        | 0.00                 | 0.00                          | 0.00                | 0.00        | 0.00              | 0.00                | 0.00                            | 0.00        | 0.00        | 0.00        | 0.00             | 0.00                | 0.00                 | 0.00        | 0.00        | 0.00        | 0.00          | 0.00                 | 0.00                 | 0.00        | 0.00              | 0.00                 | 0.00  |  |
| Cash Disbursement Ceiling (CDC)  | 0.00                 | 0.00                 | 0.00        | 0.00        | 0.00                 | 0.00                          | 0.00                | 0.00        | 0.00              | 0.00                | 0.00                            | 0.00        | 0.00        | 0.00        | 0.00             | 0.00                | 0.00                 | 0.00        | 0.00        | 0.00        | 0.00          | 0.00                 | 0.00                 | 0.00        | 0.00              | 0.00                 | 0.00  |  |
| <b>TOTAL CASH DISBURSEMENTS</b>  | <b>64,690,536.16</b> | <b>9,868,348.33</b>  | <b>0.00</b> | <b>0.00</b> | <b>74,358,884.49</b> | <b>0.00</b>                   | <b>5,000,000.00</b> | <b>0.00</b> | <b>644,895.03</b> | <b>5,644,895.03</b> | <b>0.00</b>                     | <b>0.00</b> | <b>0.00</b> | <b>0.00</b> | <b>0.00</b>      | <b>5,644,895.03</b> | <b>80,003,779.52</b> | <b>0.00</b> | <b>0.00</b> | <b>0.00</b> | <b>0.00</b>   | <b>64,690,536.16</b> | <b>14,668,348.33</b> | <b>0.00</b> | <b>644,895.03</b> | <b>80,003,779.52</b> |       |  |
| NON-CASH DISBURSEMENTS   | 6,197,076.96         | 614,400.80           | 0.00        | 0.00        | 6,811,477.76         | 0.00                          | 0.00                | 0.00        | 0.00              | 42,993.00           | 0.00                            | 0.00        | 0.00        | 0.00        | 0.00             | 42,993.00           | 6,854,470.76         | 0.00        | 0.00        | 0.00        | 0.00          | 6,197,076.96         | 614,400.80           | 0.00        | 42,993.00         | 6,854,470.76         |       |  |
| Tax Remittance Advances Issued (TRA)   | 6,197,076.96         | 614,400.80           | 0.00        | 0.00        | 6,811,477.76         | 0.00                          | 0.00                | 0.00        | 0.00              | 42,993.00           | 0.00                            | 0.00        | 0.00        | 0.00        | 0.00             | 42,993.00           | 6,854,470.76         | 0.00        | 0.00        | 0.00        | 0.00          | 6,197,076.96         | 614,400.80           | 0.00        | 42,993.00         | 6,854,470.76         |       |  |
| Non-Cash Availment Authority (NCAA)  | 0.00                 | 0.00                 | 0.00        | 0.00        | 0.00                 | 0.00                          | 0.00                | 0.00        | 0.00              | 0.00                | 0.00                            | 0.00        | 0.00        | 0.00        | 0.00             | 0.00                | 0.00                 | 0.00        | 0.00        | 0.00        | 0.00          | 0.00                 | 0.00                 | 0.00        | 0.00              | 0.00                 | 0.00  |  |
| Disbursements effected through outright deductions from claims (please specify...) | 0.00                 | 0.00                 | 0.00        | 0.00        | 0.00                 | 0.00                          | 0.00                | 0.00        | 0.00              | 0.00                | 0.00                            | 0.00        | 0.00        | 0.00        | 0.00             | 0.00                | 0.00                 | 0.00        | 0.00        | 0.00        | 0.00          | 0.00                 | 0.00                 | 0.00        | 0.00              | 0.00                 | 0.00  |  |
| Overpayment of expenses (e.g. personnel benefits)                                  | 0.00                 | 0.00                 | 0.00        | 0.00        | 0.00                 | 0.00                          | 0.00                | 0.00        | 0.00              | 0.00                | 0.00                            | 0.00        | 0.00        | 0.00        | 0.00             | 0.00                | 0.00                 | 0.00        | 0.00        | 0.00        | 0.00          | 0.00                 | 0.00                 | 0.00        | 0.00              | 0.00                 | 0.00  |  |
| Restitution for loss of government property  | 0.00                 | 0.00                 | 0.00        | 0.00        | 0.00                 | 0.00                          | 0.00                | 0.00        | 0.00              | 0.00                | 0.00                            | 0.00        | 0.00        | 0.00        | 0.00             | 0.00                | 0.00                 | 0.00        | 0.00        | 0.00        | 0.00          | 0.00                 | 0.00                 | 0.00        | 0.00              | 0.00                 | 0.00  |  |
| Liquidated damages and similar claims  | 0.00                 | 0.00                 | 0.00        | 0.00        | 0.00                 | 0.00                          | 0.00                | 0.00        | 0.00              | 0.00                | 0.00                            | 0.00        | 0.00        | 0.00        | 0.00             | 0.00                | 0.00                 | 0.00        | 0.00        | 0.00        | 0.00          | 0.00                 | 0.00                 | 0.00        | 0.00              | 0.00                 | 0.00  |  |
| Others (TEF, BTR, Documentary Stamp Tax, etc.)                                     | 0.00                 | 0.00                 | 0.00        | 0.00        | 0.00                 | 0.00                          | 0.00                | 0.00        | 0.00              | 0.00                | 0.00                            | 0.00        | 0.00        | 0.00        | 0.00             | 0.00                | 0.00                 | 0.00        | 0.00        | 0.00        | 0.00          | 0.00                 | 0.00                 | 0.00        | 0.00              | 0.00                 | 0.00  |  |
| <b>TOTAL NON-CASH DISBURSEMENTS</b>  | <b>6,197,076.96</b>  | <b>614,400.80</b>    | <b>0.00</b> | <b>0.00</b> | <b>6,811,477.76</b>  | <b>0.00</b>                   | <b>0.00</b>         | <b>0.00</b> | <b>0.00</b>       | <b>42,993.00</b>    | <b>0.00</b>                     | <b>0.00</b> | <b>0.00</b> | <b>0.00</b> | <b>0.00</b>      | <b>42,993.00</b>    | <b>6,854,470.76</b>  | <b>0.00</b> | <b>0.00</b> | <b>0.00</b> | <b>0.00</b>   | <b>6,197,076.96</b>  | <b>614,400.80</b>    | <b>0.00</b> | <b>42,993.00</b>  | <b>6,854,470.76</b>  |       |  |
| <b>GRAND TOTAL</b>   | <b>70,887,613.12</b> | <b>10,282,749.13</b> | <b>0.00</b> | <b>0.00</b> | <b>81,170,362.25</b> | <b>0.00</b>                   | <b>5,000,000.00</b> | <b>0.00</b> | <b>687,888.03</b> | <b>5,687,888.03</b> | <b>0.00</b>                     | <b>0.00</b> | <b>0.00</b> | <b>0.00</b> | <b>0.00</b>      | <b>5,687,888.03</b> | <b>86,858,250.28</b> | <b>0.00</b> | <b>0.00</b> | <b>0.00</b> | <b>0.00</b>   | <b>70,887,613.12</b> | <b>15,282,749.13</b> | <b>0.00</b> | <b>687,888.03</b> | <b>86,858,250.28</b> |       |  |


**SUMMARY**

| Particulars  | Previous Report | This Month     | As at Date     |
|--|-----------------|----------------|----------------|
| (1)  | (2)             | (3)            | (4)            |
| Total Disbursement Authorities Received                        | 0.00            | 103,308,470.03 | 103,308,470.03 |
| NCA  | 0.00            | 91,691,000.00  | 91,691,000.00  |
| NTA  | 0.00            | 4,762,999.27   | 4,762,999.27   |
| Working Fund   | 0.00            | 0.00           | 0.00           |
| TRA  | 0.00            | 6,854,470.78   | 6,854,470.78   |
| CDC  | 0.00            | 0.00           | 0.00           |
| NCAA   | 0.00            | 0.00           | 0.00           |
| Less: Notice of Transfer of Allocations (NTA)* issued          | 0.00            | 0.00           | 0.00           |
| Total Disbursement Authorities Available                       | 0.00            | 103,308,470.03 | 103,308,470.03 |
| Less:  | 0.00            | 0.00           | 0.00           |
| Lapsed NCA   | 0.00            | 0.00           | 0.00           |
| Disbursements  | 0.00            | 86,858,250.28  | 86,858,250.28  |
| Less: Other Non-Cash Disbursements                             | 0.00            | 0.00           | 0.00           |
| Disbursements effected through outright deductions from claims | 0.00            | 0.00           | 0.00           |
| Overpayment of expenses (e.g. personnel benefits)              | 0.00            | 0.00           | 0.00           |
| Restitution for loss of government property                    | 0.00            | 0.00           | 0.00           |
| Liquidated damages and similar claims                          | 0.00            | 0.00           | 0.00           |
| Others (e.g. TEF, BTR, Docs Stamp, etc.)                       | 0.00            | 0.00           | 0.00           |
| Add/Less: Adjustments (e.g. cancelled/staled checks)           | 0.00            | 0.00           | 0.00           |
| Balance of Disbursement Authorities as at date                 | 0.00            | 16,450,219.75  | 16,450,219.75  |
| Total Disbursements Program                                    | 0.00            | 119,706,000.00 | 119,706,000.00 |
| Less: *Actual Disbursements                                    | 0.00            | 86,858,250.28  | 86,858,250.28  |
| (Over)/Under spending  | 0.00            | 32,847,749.72  | 32,847,749.72  |

Notes: \* The use of NTA is discouraged  
 Notes: \*\* Amounts should tally with the grand total disbursement (column 27).

Certified Correct  
  
 LOEWELYN D. BARBA  
 Accountant IV  
 Date: 2022-02-06 19:15:37

Recommending Approval:  
  
 JULIUS N. MALUBAG  
 Financial and Management Officer II  
 Date: 2022-02-06 19:23:57

Approved By:  
  
 JOSEPH ROLAND O. MEJIA  
 Medical Center Chief II  
 Date: 2022-02-07 08:12:48