

REGION 1 MEDICAL CENTER
Dagupan City

MINUTES OF THE REGULAR SESSION OF THE MANAGEMENT/EXECUTIVE
COMMITTEE

Held at Executive Hall
On January 17, 2022

Present:

Dr. Joseph Roland O. Mejia
Dr. Arnel Gerard R. Gazmen
Mr. Ruel Raymund M. Malubag
Mr. Rosauro P. Catabay
Ms. Narlyn R. Severo

Ms. Mary Jane R. Fernandez, *Head Secretariat*
Ms. Maria Karen U. Salazar,
Secretariat
Ms. Girlie N. Acosta, *Secretariat*

RESOLUTION No. 01 s. 2022

WHEREAS, as per DOH-DOF-DBM Joint Circular No. 2003-1 dated July 16, 2003, presented for the consideration of the Management and Executive Committee is the proposed utilization of income of the Medical Center for the period January 1 to March 31, 2022 in the sum of **One Hundred Fifteen Million Nine Hundred Thousand Pesos Only (Php 115,900,000.00)**.

RESOLVED, as it is hereby resolved, to recommend the utilization of income of the Medical Center as per attached Quarterly Estimate of Income Collection and Utilization for the period covered **January 1 to March 31, 2022**.


RESOLVED FURTHER, to submit copies of this Resolution to the DOH-Office of the Secretary (OSEC); DOH Center for Health Development I and DBM Regional Office I for their information and reference.

RECOMMENDING APPROVAL:


DR. ARNEL GERARD R. GAZMEN
Execom Chairman


MR. RUEL RAYMUND M. MALUBAG
Member


MR. ROSAURO P. CATABAY
Member


MS. NARLYN R. SEVERO
Member

RESOLUTION No. 01 H022

Attested:



MARIA KAREN U. SALAZAR
Execom/Mancom Secretariat

Approved By:


JOSEPH ROLAND O. MEJIA, MD, FPSMS, MBAH, MPA, DHSM, DCDM, CESE
Medical Center Chief II



Department of Health
Center for Health Development - I
REGION I MEDICAL CENTER
Arellano Street, Urban Cldy 2400
(075) 653-8888, (075) 515-8916
(075) 523-4103
region1mc@gmail.com
ISO Certifications:



Quality Management Systems
Occupational Health and Safety Management Systems


QUARTERLY ESTIMATE OF INCOME COLLECTION & UTILIZATION
For the period covered **JANUARY 1 to MARCH 31, 2022**

PARTICULAR	AMOUNT			TOTAL
	JANUARY	FEBRUARY	MARCH	
I. DETAILS OF INCOME COLLECTIONS				
a. Hospital Fees	10,000,000	15,000,000	20,000,000	45,000,000
b. Medical, Dental & Laboratory Fees	15,000,000	20,000,000	35,000,000	70,000,000
c. Rent Income derived from the use of hospital equipment & facilities				-
d. Proceeds from the sale of hospital therapeutic products, prosthetic appliances and other medical devices				-
e. Diagnostic Examination Fees				-
f. Donations in cash from individuals or non-gov't organizations that are satisfied with hosp. services				-
g. Concessionaries				-
h. Parking Fees				-
i. Others	300,000	300,000	300,000	900,000
TOTAL INCOME	25,300,000	35,300,000	55,300,000	115,900,000
Less: Proposed Utilization				
1. For Hospital Equipment				4,496,622.45
100 units air purifier with hepa filter				1,858,000.00
1 unit dual disinfectant machine				55,000.00
1 unit door gate				122,000.00
1 unit laptop				41,390.00
14 units desktop computers				747,709.25
1 lot theater chairs				457,600.00
1 lot theater chairs with installation (partial payment)				414,923.20
1 unit ENT treatment machine				600,000.00
Partial payment 2 units brand new generator set				200,000.00
2. For Building Improvement				1,100,000.00
Partial payment of design & build of cancer center bunker				1,100,000.00
3. For Augmentation of MOOE				110,303,377.55
Total Utilization				115,900,000.00
TOTAL				-


CERTIFIED CORRECT:


NARLYN R. SEVERO
SAO-Budget

RECOMMENDING APPROVAL:


ARNEL GERARD R. GAZMEN, MD, FPSMS, MDM
Chairman, Executive Committee

APPROVED BY:



JOSEPH ROLAND D. MEDINA, MD, FPSMS, MBAH, MPA, DHSM, DCDM, CESE.
Medical Center Chief II

REGION 1 MEDICAL CENTER
Dagupan City



INCOME COLLECTED & UTILIZED FOR CY 2022
For the Quarter ending March 31, 2022

SOURCES OF INCOME	AMOUNT
I. Details of Income Collections	
a. Hospital Fees	47,361,086.30
b. Medical, Dental & Laboratory Fees	199,010,963.94
c. Rent Income derived from the use of hospital equipment and facilities	
d. Proceeds from the sale of hospital therapeutic products, prosthetic appliances and other medical devices	
e. Diagnostic examination fees	
f. Donations in cash from individual or non-government organizations that are satisfied with hospital services	
g. Concessionaries	
h. Parking fees	124,360.00
i. Others	2,414,394.59
TOTAL INCOME	248,910,804.83
Add: BEGINNING BALANCE	26,461,924.33
Adjustment	(20,425,590.40)
TOTAL INCOME AVAILABLE FOR UTILIZATION	254,947,138.76
II. Utilization of Income	
(Specify details for PS, MOOE & Capital Outlay)	
a. Personal Services (PS) - N/A	
Salaries	
Other Compensation	
Sub-total	
b. Maintenance & Other Operating Expenses (MOOE)	
Travelling Expenses	119,783.94
Training Expenses	317,685.62
Office Supplies Expenses	711,362.15
Accountable Forms Expenses	
Food Supplies Expenses	9,375,929.06
Drugs and Medicines Expenses	19,926,139.34
Medical, Dental & Laboratory Supplies Expenses	164,793,461.10
Fuel, Oil & Lubricants Expenses	1,590,579.37
Other Supplies & Materials Expenses	5,821,537.65
Water Expenses	103,441.91
Electricity Expenses	24,875.63
Postage & Courier Services	6,437.00
Subscription Expenses	
Advertising Expenses	
Representation Expenses	98,088.00
Telephone Expenses-Landline	45,973.17
Telephone Expenses-Mobile	
Internet Expenses	
Cable, Satellite, Telegraph & Radio Exp.	21,960.00
Environment/Sanitary Services	1,986,880.00
Janitorial Services	400,000.00
Security Services	
Auditing	11,125.00
Consultancy Services	3,692,335.09
Professional Fees	3,546,186.98
Other General Services	1,707,298.41
Repairs & Maintenance-Office Equipment	33,756.00
Repairs & Maintenance-Hospital Equipment	1,078,350.00
Repairs & Maintenance-Motor Vehicle	381,090.00
Repairs & Maintenance-Printing Equipment	82,484.00
Repairs & Maintenance-Other Machineries & Equipment	13,500.00
Repairs & Maintenance-Other Property, Plant & Equipment	84,000.00
Other Maintenance & Operating Expenses	11,514,990.02
Insurance Expenses	146,292.72
Taxes, Duties & Licenses	82,455.20
Fidelity Bond Premiums	157,462.50
Sub-total	227,875,459.86
c. Capital Outlay (CO)	
Construction Outlay	
Hospital & Health Centers	1,100,000.00
Building	
Electrification, Power & energy Structures	
Equipment Outlay	
Medical Equipment	600,000.00
Office Equipment	789,099.25
Other Machinery & Equipment	3,107,523.20
Sub-total	5,596,622.45
TOTAL UTILIZATION	233,472,082.31
BALANCE	21,475,056.45

Certified correct:


LOEWELYN D. BARBA, CPA, MBA
Accountant IV

Noted by:


JOSEPH ROLAND O. MEJIA, MD, FPSMS, MBAH, MPA, DHSM, DCDM, CESE
Medical Center Chief II 

REGION 1 MEDICAL CENTER

Dagupan City

Form 1 - B

BREAKDOWN OF HOSPITAL INCOME

As of March 31, 2022

PARTICULARS	TOTAL (Per Book)	Receivables		Collections		Available For Operations
		Current	Prior Years	Current	Prior Years	
		Beginning Balance (AR)				
AVAILABLE FOR OPERATIONS						
Source of Income						
a. Service Income						
a.1. Affiliation Fees						
a.2. Clearance Certificate						
a.3 Medical, Dental & Laboratory Fees						
a.3.1. Hospital				122,830,980.17		
a.3.2. PHIC				76,179,983.77		
a.3.3. Others (PCSO, DSWD, etc.)						
a.4. Transcript of record fees						
b. Business Income						
b.1. Hospital Fees						
b.1.1. Hospital				10,502,903.83		
b.1.2 PHIC				34,263,969.45		
b.1.3. Others (PCSO, DSWD, etc.)				2,594,213.02		
b.2 Rent Income						
b.3 Gross Sales Revenue						
b.3.1. Hospital						
b.3.2. PHIC						
b.3.3. Others (PCSO, DSWD, etc.)						
c. Other Income						
c.1. Miscellaneous Income				2,538,754.59		
c.2. Other Fees & Penalties						
Total Income Available for Operations				248,910,804.83		-
SUMMARY:						
TOTAL HOSPITAL INCOME						
a. Hospital						
1. Out of Pocket				133,333,884.00		
2. Affiliation Fees						
3. Nurse Fellow Fee						
4. Other Hospital Income				2,538,754.59		
b. PHIC				110,443,953.22		
c. Others (PCSO, DSWD, etc.)				2,594,213.02		
Total Income Available for Operations				248,910,804.83		-
NOT AVAILABLE FOR OPERATIONS						
Revolving Fund (Ceiling: P_____)						Not Applicable
Affiliation Fees (60%)						
PHIC						
Total Income NOT Available for Operations						
GRAND TOTAL				248,910,804.83		

Certified correct:

LOEWELYN D. BARBA, CPA, MBA
Accountant IV

Approved by:

JOSEPH ROLAND O. MEJIA, MD, FPSMS, MBAH, MPA, DHSM, DCDM, CESE
Medical Center Chief II