
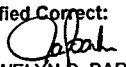



SUMMARY OF APPROVED BUDGET, UTILIZATIONS, DISBURSEMENTS AND BALANCE BY OBJECT OF EXPENDITURES
 (For Off-Budgetary Funds)
 As at the Quarter Ending December 31, 2021


Department : Department of Health (DOH)
 Agency/Entity : Office of the Secretary
 Operating Unit : Region I Medical Center
 Organization Code (UACS) : 13 001 1400018
 Fund Cluster : 06 Business Related Funds
 (e.g. UACS Fund Cluster: 05-Internally Generated Funds and 06-Business Related Funds)

Particulars	UACS CODE	Approved Budget			Utilizations					Disbursements					Balances			
		Approved Budgeted Revenue	Adjustments (Reductions, Modifications/	Adjusted Budgeted Revenue	1st Quarter Ending March 31	2nd Quarter Ending June 30	3rd Quarter Ending Sept. 30	4th Quarter Ending Dec. 31	Total	1st Quarter Ending March 31	2nd Quarter Ending June 30	3rd Quarter Ending Sept. 30	4th Quarter Ending Dec. 31	TOTAL	Unutilized Budget	Unpaid Obligations		
																5=[(3+(-)4)]	6	7
SUMMARY																		
A. AGENCY SPECIFIC BUDGET																		
Maintenance and Other Operating Expenses		35,000,000.00	6,100,000.00	41,100,000.00	15,344,960.44	16,332,536.42	2,823,658.91	6,552,250.77	41,053,406.54	15,344,960.44	15,332,536.42	3,323,658.91	6,552,250.77	40,553,406.54	46,593.46	500,000.00	0.00	
Traveling Expenses	5020100000	80.00	370.00	450.00	0.00	80.00	370.00	0.00	450.00	0.00	80.00	370.00	0.00	450.00	0.00	0.00	0.00	
Traveling Expenses - Local	5020101000	80.00	370.00	450.00	0.00	80.00	370.00	0.00	450.00	0.00	80.00	370.00	0.00	450.00	0.00	0.00	0.00	
Traveling Expenses - Local	5020101000	80.00	370.00	450.00	0.00	80.00	370.00	0.00	450.00	0.00	80.00	370.00	0.00	450.00	0.00	0.00	0.00	
Supplies and Materials Expenses	5020300000	34,999,920.00	6,099,630.00	41,099,550.00	15,344,960.44	16,332,456.42	2,823,288.91	6,552,250.77	41,052,958.54	15,344,960.44	15,332,456.42	3,323,288.91	6,552,250.77	40,552,956.54	46,593.46	500,000.00	0.00	
Drugs and Medicines Expenses	5020307000	20,602,823.02	3,406,998.99	24,009,822.01	6,633,993.36	15,646,326.52	427,062.50	1,255,846.17	23,963,228.55	6,633,993.36	14,646,326.52	927,062.50	1,255,846.17	23,463,228.55	46,593.46	500,000.00	0.00	
Drugs and Medicines Expenses	5020307000	20,602,823.02	3,406,998.99	24,009,822.01	6,633,993.36	15,646,326.52	427,062.50	1,255,846.17	23,963,228.55	6,633,993.36	14,646,326.52	927,062.50	1,255,846.17	23,463,228.55	46,593.46	500,000.00	0.00	
Medical, Dental and Laboratory Supplies Expenses	5020308000	14,397,096.98	2,692,631.01	17,089,727.99	8,710,967.08	686,129.90	2,396,226.41	5,296,404.60	17,089,727.99	8,710,967.08	686,129.90	2,396,226.41	5,296,404.60	17,089,727.99	0.00	0.00	0.00	
Medical, Dental and Laboratory Supplies Expenses	5020308000	14,397,096.98	2,692,631.01	17,089,727.99	8,710,967.08	686,129.90	2,396,226.41	5,296,404.60	17,089,727.99	8,710,967.08	686,129.90	2,396,226.41	5,296,404.60	17,089,727.99	0.00	0.00	0.00	
GRAND TOTAL		35,000,000.00	6,100,000.00	41,100,000.00	15,344,960.44	16,332,536.42	2,823,658.91	6,552,250.77	41,053,406.54	15,344,960.44	15,332,536.42	3,323,658.91	6,552,250.77	40,553,406.54	46,593.46	500,000.00	0.00	

Certified Correct:

 NARLYN R. SEVERO
 Date: 2022-01-08 12:35:49

Certified Correct:

 LOEWELYN D. BARBA
 Accountant IV
 Date: 2022-01-08 12:35:49

Recommending Approval:

 JULIE N. MALUBAG
 Financial & Mgt. Officer II
 Date: 2022-01-08 12:37:27

Approved By:

 JOSEPH ROLAND O. MEJIA
 Medical Center Chief II
 Date: 2022-01-08 12:43:29

SUMMARY OF APPROVED BUDGET, UTILIZATIONS, DISBURSEMENTS AND BALANCES BY OBJECT OF EXPENDITURES

(For Off-Budgetary Funds)

As at the Quarter Ending December 31, 2021

Department : Department of Health (DOH)
 Agency/Entity : Office of the Secretary
 Operating Unit : Region I Medical Center
 Organization Code (UACS) : 13 001 1400018
 Fund Cluster : 05 Internally Generated Funds
 (e.g. UACS Fund Cluster: 05-Internally Generated Funds and 06-Business Related Funds)

Particulars	UACS CODE	Approved Budget			Utilizations					Disbursements					Balances		
		Approved Budgeted Revenue	Adjustments (Reductions, Modifications/	Adjusted Budgeted Revenue	1st Quarter Ending March 31	2nd Quarter Ending June 30	3rd Quarter Ending Sept. 30	4th Quarter Ending Dec. 31	Total	1st Quarter Ending March 31	2nd Quarter Ending June 30	3rd Quarter Ending Sept. 30	4th Quarter Ending Dec. 31	TOTAL	Unutilized Budget	Unpaid Obligations	
																Due and Demandable	Not Yet Due and Demandable
1	2	3	4	5=[(3+(-)4)]	6	7	8	9	10=(6+7+8+9)	11	12	13	14	15=(11+12+13+14)	16=(5-10)	17	18
SUMMARY																	
A. AGENCY SPECIFIC BUDGET																	
Maintenance and Other Operating Expenses		567,528,000.00	122,772,000.00	690,300,000.00	130,315,614.65	173,270,899.54	193,675,958.07	193,020,784.82	690,283,257.08	89,739,570.09	163,844,715.74	142,038,033.54	158,186,969.94	553,809,289.31	16,742.92	138,473,967.77	0.00
Traveling Expenses	5020100000	2,837,640.00	(1,898,131.32)	939,508.68	530,320.00	89,395.97	146,262.66	173,530.05	939,508.68	530,320.00	53,906.97	181,751.66	173,530.05	939,508.68	0.00	0.00	0.00
Traveling Expenses - Local	5020101000	2,837,640.00	(1,898,131.32)	939,508.68	530,320.00	89,395.97	146,262.66	173,530.05	939,508.68	530,320.00	53,906.97	181,751.66	173,530.05	939,508.68	0.00	0.00	0.00
Traveling Expenses - Local	5020101000	2,837,640.00	(1,898,131.32)	939,508.68	530,320.00	89,395.97	146,262.66	173,530.05	939,508.68	530,320.00	53,906.97	181,751.66	173,530.05	939,508.68	0.00	0.00	0.00
Training and Scholarship Expenses	5020200000	5,675,280.00	(5,155,747.69)	519,532.31	104,662.65	205,864.66	112,140.00	96,865.00	519,532.31	104,662.65	203,864.66	114,140.00	96,865.00	519,532.31	0.00	0.00	0.00
Training Expenses	5020201000	5,675,280.00	(5,155,747.69)	519,532.31	104,662.65	205,864.66	112,140.00	96,865.00	519,532.31	104,662.65	203,864.66	114,140.00	96,865.00	519,532.31	0.00	0.00	0.00
Training Expenses	5020201002	5,675,280.00	(5,155,747.69)	519,532.31	104,662.65	205,864.66	112,140.00	96,865.00	519,532.31	104,662.65	203,864.66	114,140.00	96,865.00	519,532.31	0.00	0.00	0.00
Supplies and Materials Expenses	5020300000	479,561,160.00	123,380,832.87	602,941,992.87	116,617,955.54	147,311,920.46	169,601,321.40	169,394,052.53	602,925,249.95	79,707,465.74	141,437,490.50	125,216,274.61	136,276,397.65	482,637,628.50	16,742.92	120,287,621.45	0.00
Office Supplies Expenses	5020301000	22,701,120.00	(12,612,859.16)	10,088,260.84	3,391,058.90	1,075,708.75	144,880.08	5,476,617.11	10,088,260.84	1,573,074.90	1,164,206.75	644,880.08	633,035.10	4,015,196.83	0.00	6,073,064.01	0.00
Office Supplies Expenses	5020301002	22,701,120.00	(12,612,859.16)	10,088,260.84	3,391,058.90	1,075,708.75	144,880.08	5,476,617.11	10,088,260.84	1,573,074.90	1,164,206.75	644,880.08	633,035.10	4,015,196.83	0.00	6,073,064.01	0.00
Accountable Forms Expenses	5020302000	2,837,640.00	(2,837,640.00)	0.00	0.00	0.00	0.00	0.00	0.00	0.00	0.00	0.00	0.00	0.00	0.00	0.00	0.00
Accountable Forms Expenses	5020302000	2,837,640.00	(2,837,640.00)	0.00	0.00	0.00	0.00	0.00	0.00	0.00	0.00	0.00	0.00	0.00	0.00	0.00	0.00
Food Supplies Expenses	5020305000	28,376,400.00	7,684,125.63	36,060,525.63	6,740,339.31	8,660,934.15	10,897,395.57	9,761,856.60	36,060,525.63	6,740,339.31	8,660,934.15	10,897,395.57	9,761,856.60	36,060,525.63	0.00	0.00	0.00
Food Supplies Expenses	5020305000	28,376,400.00	7,684,125.63	36,060,525.63	6,740,339.31	8,660,934.15	10,897,395.57	9,761,856.60	36,060,525.63	6,740,339.31	8,660,934.15	10,897,395.57	9,761,856.60	36,060,525.63	0.00	0.00	0.00
Drugs and Medicines Expenses	5020307000	96,479,760.00	(40,293,631.54)	56,186,128.46	7,371,382.66	28,107,489.97	10,314,293.00	10,392,962.83	56,186,128.46	6,702,422.66	27,513,979.97	569,811.33	7,963,262.26	42,749,476.22	0.00	13,436,652.24	0.00
Drugs and Medicines Expenses	5020307000	96,479,760.00	(40,293,631.54)	56,186,128.46	7,371,382.66	28,107,489.97	10,314,293.00	10,392,962.83	56,186,128.46	6,702,422.66	27,513,979.97	569,811.33	7,963,262.26	42,749,476.22	0.00	13,436,652.24	0.00
Medical, Dental and Laboratory Supplies Expenses	5020308000	286,601,640.00	175,922,691.58	462,524,331.58	92,795,031.41	100,937,313.08	137,231,971.57	131,543,272.60	462,507,588.66	60,046,513.86	101,907,296.45	110,390,030.91	113,443,198.07	385,787,039.29	16,742.92	76,720,549.37	0.00
Medical, Dental and Laboratory Supplies Expenses	5020308000	286,601,640.00	175,922,691.58	462,524,331.58	92,795,031.41	100,937,313.08	137,231,971.57	131,543,272.60	462,507,588.66	60,046,513.86	101,907,296.45	110,390,030.91	113,443,198.07	385,787,039.29	16,742.92	76,720,549.37	0.00
Fuel, Oil and Lubricants Expenses	5020309000	2,837,640.00	(1,175,597.59)	1,662,042.41	540,879.45	122,126.23	511,640.79	487,395.94	1,662,042.41	540,879.45	107,887.43	417,812.92	595,462.61	1,662,042.41	0.00	0.00	0.00
Fuel, Oil and Lubricants Expenses	5020309000	2,837,640.00	(1,175,597.59)	1,662,042.41	540,879.45	122,126.23	511,640.79	487,395.94	1,662,042.41	540,879.45	107,887.43	417,812.92	595,462.61	1,662,042.41	0.00	0.00	0.00
Other Supplies and Materials Expenses	5020399000	39,726,960.00	(3,306,256.05)	36,420,703.95	5,779,265.81	8,408,350.30	10,501,140.39	11,731,947.45	36,420,703.95	4,104,235.56	2,083,185.75	2,296,343.80	3,879,583.01	12,363,348.12	0.00	24,057,355.83	0.00
Other Supplies and Materials Expenses	5020399000	39,726,960.00	(3,306,256.05)	36,420,703.95	5,779,265.81	8,408,350.30	10,501,140.39	11,731,947.45	36,420,703.95	4,104,235.56	2,083,185.75	2,296,343.80	3,879,583.01	12,363,348.12	0.00	24,057,355.83	0.00
Utility Expenses	5020400000	14,188,200.00	(2,128,248.78)	12,059,951.22	581,284.35	2,645,329.16	6,729,342.46	2,103,995.25	12,059,951.22	581,284.35	2,645,329.16	6,729,342.46	2,103,995.25	12,059,951.22	0.00	0.00	0.00
Water Expenses	5020401000	7,094,100.00	(5,605,024.11)	1,489,075.89	249,211.34	490,328.90	631,827.15	117,708.50	1,489,075.89	249,211.34	490,328.90	631,827.15	117,708.50	1,489,075.89	0.00	0.00	0.00

Department : Department of Health (DOH)
 Agency/Entity : Office of the Secretary
 Operating Unit : Region I Medical Center
 Organization Code (UACS) : 13 001 1400018
 Fund Cluster : 05 Internally Generated Funds
 (e.g. UACS Fund Cluster: 05-Internally Generated Funds and 06-Business Related Funds)

Particulars	UACS CODE	Approved Budget			Utilizations					Disbursements					Balances		
		Approved Budgeted Revenue	Adjustments (Reductions, Modifications/)	Adjusted Budgeted Revenue	1st Quarter Ending March 31	2nd Quarter Ending June 30	3rd Quarter Ending Sept. 30	4th Quarter Ending Dec. 31	Total	1st Quarter Ending March 31	2nd Quarter Ending June 30	3rd Quarter Ending Sept. 30	4th Quarter Ending Dec. 31	TOTAL	Unutilized Budget	Unpaid Obligations	
																5=[(3+)-]4]	6
1	2	3	4	5	6	7	8	9	10	11	12	13	14	15	16	17	18
SUMMARY																	
A. AGENCY SPECIFIC BUDGET																	
Water Expenses	5020401000	7,094,100.00	(5,605,024.11)	1,489,075.89	249,211.34	490,328.90	631,827.15	117,708.50	1,489,075.89	249,211.34	490,328.90	631,827.15	117,708.50	1,489,075.89	0.00	0.00	0.00
Electricity Expenses	5020402000	7,094,100.00	3,165,515.33	10,259,615.33	20,813.01	2,155,000.26	6,097,515.31	1,986,286.75	10,259,615.33	20,813.01	2,155,000.26	6,097,515.31	1,986,286.75	10,259,615.33	0.00	0.00	0.00
Electricity Expenses	5020402000	7,094,100.00	3,165,515.33	10,259,615.33	20,813.01	2,155,000.26	6,097,515.31	1,986,286.75	10,259,615.33	20,813.01	2,155,000.26	6,097,515.31	1,986,286.75	10,259,615.33	0.00	0.00	0.00
Gas/Heating Expenses	5020403000	0.00	311,260.00	311,260.00	311,260.00	0.00	0.00	0.00	311,260.00	311,260.00	0.00	0.00	0.00	311,260.00	0.00	0.00	0.00
Gas/Heating Expenses	5020403000	0.00	311,260.00	311,260.00	311,260.00	0.00	0.00	0.00	311,260.00	311,260.00	0.00	0.00	0.00	311,260.00	0.00	0.00	0.00
Communication Expenses	5020500000	14,188,200.00	(8,998,148.92)	5,190,051.08	1,449,596.16	849,979.78	1,357,291.78	1,533,183.36	5,190,051.08	1,449,596.16	849,005.78	1,358,265.78	1,533,183.36	5,190,051.08	0.00	0.00	0.00
Postage and Courier Services	5020501000	0.00	25,038.00	25,038.00	1,676.00	7,240.00	10,633.00	5,489.00	25,038.00	1,676.00	6,266.00	11,607.00	5,489.00	25,038.00	0.00	0.00	0.00
Postage and Courier Services	5020501000	0.00	25,038.00	25,038.00	1,676.00	7,240.00	10,633.00	5,489.00	25,038.00	1,676.00	6,266.00	11,607.00	5,489.00	25,038.00	0.00	0.00	0.00
Telephone Expenses	5020502000	7,094,100.00	(5,421,698.63)	1,672,401.37	869,760.45	229,302.18	210,095.58	363,243.16	1,672,401.37	869,760.45	229,302.18	210,095.58	363,243.16	1,672,401.37	0.00	0.00	0.00
Mobile	5020502001	0.00	1,200.00	1,200.00	0.00	0.00	0.00	1,200.00	1,200.00	0.00	0.00	0.00	1,200.00	1,200.00	0.00	0.00	0.00
Landline	5020502002	7,094,100.00	(5,422,898.63)	1,671,201.37	869,760.45	229,302.18	210,095.58	362,043.16	1,671,201.37	869,760.45	229,302.18	210,095.58	362,043.16	1,671,201.37	0.00	0.00	0.00
Internet Subscription Expenses	5020503000	7,094,100.00	(3,644,188.40)	3,449,913.60	571,401.60	601,417.60	1,119,283.20	1,157,811.20	3,449,913.60	571,401.60	601,417.60	1,119,283.20	1,157,811.20	3,449,913.60	0.00	0.00	0.00
Internet Subscription Expenses	5020503000	7,094,100.00	(3,644,188.40)	3,449,913.60	571,401.60	601,417.60	1,119,283.20	1,157,811.20	3,449,913.60	571,401.60	601,417.60	1,119,283.20	1,157,811.20	3,449,913.60	0.00	0.00	0.00
Cable, Satellite, Telegraph and Radio Expenses	5020504000	0.00	42,698.11	42,698.11	6,758.11	12,020.00	17,280.00	6,640.00	42,698.11	6,758.11	12,020.00	17,280.00	6,640.00	42,698.11	0.00	0.00	0.00
Cable, Satellite, Telegraph and Radio Expenses	5020504000	0.00	42,698.11	42,698.11	6,758.11	12,020.00	17,280.00	6,640.00	42,698.11	6,758.11	12,020.00	17,280.00	6,640.00	42,698.11	0.00	0.00	0.00
Professional Services	5021100000	0.00	17,757,157.30	17,757,157.30	3,176,771.84	6,426,395.54	2,302,728.09	5,851,261.83	17,757,157.30	1,910,707.08	7,179,752.89	2,814,235.50	5,852,461.83	17,757,157.30	0.00	0.00	0.00
Consultancy Services	5021103000	0.00	7,508,949.51	7,508,949.51	2,022,360.78	2,641,980.22	1,495,214.71	1,349,393.80	7,508,949.51	1,425,715.03	2,725,918.56	2,007,922.12	1,349,393.80	7,508,949.51	0.00	0.00	0.00
Consultancy Services	5021103002	0.00	7,508,949.51	7,508,949.51	2,022,360.78	2,641,980.22	1,495,214.71	1,349,393.80	7,508,949.51	1,425,715.03	2,725,918.56	2,007,922.12	1,349,393.80	7,508,949.51	0.00	0.00	0.00
Other Professional Services	5021199000	0.00	10,248,207.79	10,248,207.79	1,154,411.06	3,784,415.32	807,513.38	4,501,868.03	10,248,207.79	484,992.05	4,453,834.33	806,313.38	4,503,068.03	10,248,207.79	0.00	0.00	0.00
Other Professional Services	5021199000	0.00	10,248,207.79	10,248,207.79	1,154,411.06	3,784,415.32	807,513.38	4,501,868.03	10,248,207.79	484,992.05	4,453,834.33	806,313.38	4,503,068.03	10,248,207.79	0.00	0.00	0.00
General Services	5021200000	34,051,680.00	(21,618,224.95)	12,433,455.05	3,322,395.19	4,958,559.74	1,384,408.12	2,768,092.00	12,433,455.05	1,927,590.19	3,848,689.67	1,477,353.12	2,407,387.00	9,661,019.98	0.00	2,772,435.07	0.00
Environment/Sanitary Services	5021201000	0.00	9,390,851.00	9,390,851.00	2,848,518.00	2,648,424.00	1,375,817.00	2,518,092.00	9,390,851.00	1,465,200.00	2,036,184.00	1,468,762.00	2,007,387.00	6,977,533.00	0.00	2,413,318.00	0.00
Environment/Sanitary Services	5021201000	0.00	9,390,851.00	9,390,851.00	2,848,518.00	2,648,424.00	1,375,817.00	2,518,092.00	9,390,851.00	1,465,200.00	2,036,184.00	1,468,762.00	2,007,387.00	6,977,533.00	0.00	2,413,318.00	0.00
Janitorial Services	5021202000	0.00	759,117.07	759,117.07	0.00	509,117.07	0.00	250,000.00	759,117.07	0.00	0.00	0.00	400,000.00	400,000.00	0.00	359,117.07	0.00
Janitorial Services	5021202000	0.00	759,117.07	759,117.07	0.00	509,117.07	0.00	250,000.00	759,117.07	0.00	0.00	0.00	400,000.00	400,000.00	0.00	359,117.07	0.00
Other General Services	5021299000	34,051,680.00	(31,768,193.02)	2,283,486.98	473,877.19	1,801,018.67	8,591.12	0.00	2,283,486.98	462,390.19	1,812,505.67	8,591.12	0.00	2,283,486.98	0.00	0.00	0.00
Other General Services	5021299099	34,051,680.00	(31,768,193.02)	2,283,486.98	473,877.19	1,801,018.67	8,591.12	0.00	2,283,486.98	462,390.19	1,812,505.67	8,591.12	0.00	2,283,486.98	0.00	0.00	0.00
Repairs and Maintenance	5021300000	5,675,280.00	523,332.15	6,198,612.15	1,039,245.00	2,737,918.75	1,742,798.15	678,650.25	6,198,612.15	327,900.00	509,254.75	290,305.00	1,142,010.25	2,269,470.00	0.00	3,929,142.15	0.00
Repairs and Maintenance - Buildings and Other Structures	5021304000	0.00	2,271,622.15	2,271,622.15	171,360.00	741,700.00	995,562.15	363,000.00	2,271,622.15	0.00	0.00	0.00	171,360.00	171,360.00	0.00	2,100,262.15	0.00
Hospitals and Health Centers	5021304003	0.00	2,271,622.15	2,271,622.15	171,360.00	741,700.00	995,562.15	363,000.00	2,271,622.15	0.00	0.00	0.00	171,360.00	171,360.00	0.00	2,100,262.15	0.00

This report was generated using the Unified Reporting System on 10/01/2022 00:35 version.FAR2A.1.1 ; Status : SUBMITTED

Department : Department of Health (DOH)
 Agency/Entity : Office of the Secretary
 Operating Unit : Region I Medical Center
 Organization Code (UACS) : 13 001 1400018
 Fund Cluster : 05 Internally Generated Funds
 (e.g. UACS Fund Cluster: 05-Internally Generated Funds and 06-Business Related Funds)

Particulars	UACS CODE	Approved Budget			Utilizations					Disbursements					Balances		
		Approved Budgeted Revenue	Adjustments (Reductions, Modifications/)	Adjusted Budgeted Revenue	1st Quarter Ending March 31	2nd Quarter Ending June 30	3rd Quarter Ending Sept. 30	4th Quarter Ending Dec. 31	Total	1st Quarter Ending March 31	2nd Quarter Ending June 30	3rd Quarter Ending Sept. 30	4th Quarter Ending Dec. 31	TOTAL	Unutilized Budget	Unpaid Obligations	
																Due and Demandable	Not Yet Due and Demandable
1	2	3	4	5=[(3+)- 4]	6	7	8	9	10=(6+7+8+9)	11	12	13	14	15=(11+12+13+14)	16=(5-10)	17	18
SUMMARY																	
A. AGENCY SPECIFIC BUDGET																	
Repairs and Maintenance - Machinery and Equipment	5021305000	5,675,280.00	(2,010,512.00)	3,664,768.00	837,985.00	1,913,378.75	703,559.00	209,845.25	3,664,768.00	298,000.00	434,603.75	238,439.00	864,845.25	1,835,888.00	0.00	1,828,880.00	0.00
Office Equipment	5021305002	0.00	359,393.75	359,393.75	24,995.00	317,998.75	0.00	16,400.00	359,393.75	0.00	82,993.75	0.00	276,400.00	359,393.75	0.00	0.00	0.00
Information and Communication Technology Equipment	5021305003	0.00	3,200.00	3,200.00	0.00	0.00	1,200.00	2,000.00	3,200.00	0.00	0.00	1,200.00	2,000.00	3,200.00	0.00	0.00	0.00
Medical Equipment	5021305011	5,675,280.00	(3,341,612.50)	2,333,667.50	464,997.50	1,128,980.00	598,900.00	140,790.00	2,333,667.50	0.00	14,997.50	4,000.00	535,790.00	554,787.50	0.00	1,778,880.00	0.00
Printing Equipment	5021305012	0.00	117,550.00	117,550.00	0.00	17,120.00	83,314.00	17,116.00	117,550.00	0.00	12,620.00	37,814.00	17,116.00	67,550.00	0.00	50,000.00	0.00
Other Machinery and Equipment	5021305099	0.00	850,956.75	850,956.75	347,992.50	449,280.00	20,145.00	33,539.25	850,956.75	298,000.00	323,992.50	195,425.00	33,539.25	850,956.75	0.00	0.00	0.00
Repairs and Maintenance - Transportation Equipment	5021306000	0.00	262,222.00	262,222.00	29,900.00	82,840.00	43,677.00	105,805.00	262,222.00	29,900.00	74,651.00	51,868.00	105,805.00	262,222.00	0.00	0.00	0.00
Motor Vehicles	5021306001	0.00	262,222.00	262,222.00	29,900.00	82,840.00	43,677.00	105,805.00	262,222.00	29,900.00	74,651.00	51,868.00	105,805.00	262,222.00	0.00	0.00	0.00
Repairs and Maintenance - Other Property, Plant and Equipment	5021399000	0.00	0.00	0.00	0.00	0.00	0.00	0.00	0.00	0.00	0.00	0.00	0.00	0.00	0.00	0.00	0.00
Other Property, Plant and Equipment	5021399099	0.00	0.00	0.00	0.00	0.00	0.00	0.00	0.00	0.00	0.00	0.00	0.00	0.00	0.00	0.00	0.00
Taxes, Insurance Premiums and Other Fees	5021500000	0.00	794,578.45	794,578.45	193,531.06	300,383.75	114,500.19	186,163.45	794,578.45	193,531.06	299,708.75	115,175.19	186,163.45	794,578.45	0.00	0.00	0.00
Taxes, Duties and Licenses	5021501000	0.00	302,344.53	302,344.53	92,938.75	28,263.78	50,074.00	131,070.00	302,344.53	92,938.75	28,263.78	50,074.00	131,070.00	302,344.53	0.00	0.00	0.00
Taxes, Duties and Licenses	5021501001	0.00	302,344.53	302,344.53	92,938.75	28,263.78	50,074.00	131,070.00	302,344.53	92,938.75	28,263.78	50,074.00	131,070.00	302,344.53	0.00	0.00	0.00
Fidelity Bond Premiums	5021502000	0.00	100,601.25	100,601.25	39,000.00	3,626.25	27,000.00	30,975.00	100,601.25	39,000.00	2,951.25	27,675.00	30,975.00	100,601.25	0.00	0.00	0.00
Fidelity Bond Premiums	5021502000	0.00	100,601.25	100,601.25	39,000.00	3,626.25	27,000.00	30,975.00	100,601.25	39,000.00	2,951.25	27,675.00	30,975.00	100,601.25	0.00	0.00	0.00
Insurance Expenses	5021503000	0.00	391,632.67	391,632.67	61,594.31	268,493.72	37,426.19	24,118.45	391,632.67	61,594.31	268,493.72	37,426.19	24,118.45	391,632.67	0.00	0.00	0.00
Insurance Expenses	5021503000	0.00	391,632.67	391,632.67	61,594.31	268,493.72	37,426.19	24,118.45	391,632.67	61,594.31	268,493.72	37,426.19	24,118.45	391,632.67	0.00	0.00	0.00
Other Maintenance and Operating Expenses	5029900000	11,350,560.00	20,114,600.89	31,465,160.89	3,299,852.86	7,745,151.71	10,185,165.22	10,234,991.10	31,465,160.89	3,006,512.86	6,817,712.61	3,741,190.22	8,414,976.10	21,980,391.79	0.00	9,484,769.10	0.00
Subscription Expenses	5029907000	0.00	7,494.48	7,494.48	0.00	7,494.48	0.00	0.00	7,494.48	0.00	7,494.48	0.00	0.00	7,494.48	0.00	0.00	0.00
Other Subscription Expenses	5029907099	0.00	7,494.48	7,494.48	0.00	7,494.48	0.00	0.00	7,494.48	0.00	7,494.48	0.00	0.00	7,494.48	0.00	0.00	0.00
Other Maintenance and Operating Expenses	5029999000	11,350,560.00	20,107,108.41	31,457,666.41	3,299,852.86	7,737,657.23	10,185,165.22	10,234,991.10	31,457,666.41	3,006,512.86	6,810,218.13	3,741,190.22	8,414,976.10	21,972,897.31	0.00	9,484,769.10	0.00
Other Maintenance and Operating Expenses	5029999000	11,350,560.00	20,107,108.41	31,457,666.41	3,299,852.86	7,737,657.23	10,185,165.22	10,234,991.10	31,457,666.41	3,006,512.86	6,810,218.13	3,741,190.22	8,414,976.10	21,972,897.31	0.00	9,484,769.10	0.00
Capital Outlays		100,152,000.00	(28,051,999.98)	72,100,000.02	23,246,940.42	28,715,322.65	22,724,154.46	(2,607,878.01)	72,078,539.52	11,872,580.84	4,546,999.40	5,044,945.90	265,000.00	21,729,526.14	21,460.50	50,349,013.38	0.00
Property, Plant and Equipment Outlay	5060400000	100,152,000.00	(28,051,999.98)	72,100,000.02	23,246,940.42	28,715,322.65	22,724,154.46	(2,607,878.01)	72,078,539.52	11,872,580.84	4,546,999.40	5,044,945.90	265,000.00	21,729,526.14	21,460.50	50,349,013.38	0.00
Land Improvements Outlay	5060402000	0.00	2,887,987.60	2,887,987.60	0.00	0.00	2,887,987.60	0.00	2,887,987.60	0.00	0.00	1,000,000.00	0.00	1,000,000.00	0.00	1,887,987.60	0.00
Other Land Improvements	5060402099	0.00	2,887,987.60	2,887,987.60	0.00	0.00	2,887,987.60	0.00	2,887,987.60	0.00	0.00	1,000,000.00	0.00	1,000,000.00	0.00	1,887,987.60	0.00
Infrastructure Outlay	5060403000	0.00	2,642,476.27	2,642,476.27	2,642,476.27	0.00	0.00	0.00	2,642,476.27	997,845.71	0.00	949,945.90	0.00	1,947,791.61	0.00	694,684.66	0.00
Sewer Systems	5060403003	0.00	949,945.90	949,945.90	949,945.90	0.00	0.00	0.00	949,945.90	0.00	0.00	949,945.90	0.00	949,945.90	0.00	694,684.66	0.00
Other Infrastructure Assets	5060403099	0.00	1,692,530.37	1,692,530.37	1,692,530.37	0.00	0.00	0.00	1,692,530.37	997,845.71	0.00	0.00	0.00	997,845.71	0.00	694,684.66	0.00
Buildings and Other Structures	5060404000	50,000,000.00	(42,889,364.80)	7,110,635.40	8,477,417.15	1,729,199.40	9,177,746.86	(12,273,728.01)	7,110,635.40	2,534,090.25	0.00	0.00	0.00	2,534,090.25	0.00	4,576,545.15	0.00

Department : Department of Health (DOH)
 Agency/Entity : Office of the Secretary
 Operating Unit : Region I Medical Center
 Organization Code (UACS) : 13 001 1400018
 Fund Cluster : 05 Internally Generated Funds
 (e.g. UACS Fund Cluster: 05-Internally Generated Funds and 06-Business Related Funds)


Particulars	UACS CODE	Approved Budget			Utilizations					Disbursements					Balances		
		Approved Budgeted Revenue	Adjustments (Reductions, Modifications/	Adjusted Budgeted Revenue	1st Quarter Ending March 31	2nd Quarter Ending June 30	3rd Quarter Ending Sept. 30	4th Quarter Ending Dec. 31	Total	1st Quarter Ending March 31	2nd Quarter Ending June 30	3rd Quarter Ending Sept. 30	4th Quarter Ending Dec. 31	TOTAL	Unutilized Budget	Unpaid Obligations	
																Due and Demandable	Not Yet Due and Demandable
1	2	3	4	5=[(3+(-)4)]	6	7	8	9	10=(6+7+8+9)	11	12	13	14	15=(11+12+13+14)	16=(5-10)	17	18
SUMMARY																	
A. AGENCY SPECIFIC BUDGET																	
Hospitals and Health Centers	5060404003	50,000,000.00	(45,736,710.35)	4,263,289.65	2,534,090.25	1,729,199.40	9,177,746.86	(9,177,746.86)	4,263,289.65	2,534,090.25	0.00	0.00	0.00	2,534,090.25	0.00	1,729,199.40	0.00
Other Structures	5060404099	0.00	2,847,345.75	2,847,345.75	5,943,326.90	0.00	0.00	(3,095,981.15)	2,847,345.75	0.00	0.00	0.00	0.00	0.00	0.00	2,847,345.75	0.00
Machinery and Equipment Outlay	5060405000	50,152,000.00	9,210,900.75	59,362,900.75	12,031,047.00	26,986,123.25	10,658,420.00	9,665,850.00	59,341,440.25	8,244,644.88	4,546,999.40	3,095,000.00	265,000.00	16,151,644.28	21,460.50	43,189,795.97	0.00
Office Equipment	5060405002	0.00	7,081,827.00	7,081,827.00	5,914,467.00	180,000.00	987,360.00	0.00	7,081,827.00	4,315,234.88	0.00	0.00	0.00	4,315,234.88	0.00	2,766,592.12	0.00
Information and Communication Technology Equipment	5060405003	0.00	1,070,000.00	1,070,000.00	0.00	390,000.00	680,000.00	0.00	1,070,000.00	0.00	0.00	0.00	65,000.00	65,000.00	0.00	1,005,000.00	0.00
Medical Equipment	5060405011	50,152,000.00	(7,606,279.25)	42,545,720.75	2,384,300.00	24,397,850.25	6,583,260.00	9,158,850.00	42,524,260.25	1,926,500.00	2,146,999.40	1,000,000.00	200,000.00	5,273,499.40	21,460.50	37,250,760.85	0.00
Printing Equipment	5060405012	0.00	1,439,410.00	1,439,410.00	601,410.00	0.00	838,000.00	0.00	1,439,410.00	601,410.00	0.00	0.00	0.00	601,410.00	0.00	838,000.00	0.00
Other Machinery and Equipment	5060405099	0.00	7,225,943.00	7,225,943.00	3,130,870.00	2,018,273.00	1,569,800.00	507,000.00	7,225,943.00	1,401,500.00	2,400,000.00	2,095,000.00	0.00	5,896,500.00	0.00	1,329,443.00	0.00
Other Property Plant and Equipment Outlay	5060409000	0.00	96,000.00	96,000.00	96,000.00	0.00	0.00	0.00	96,000.00	96,000.00	0.00	0.00	0.00	96,000.00	0.00	0.00	0.00
Other Property, Plant and Equipment	5060409099	0.00	96,000.00	96,000.00	96,000.00	0.00	0.00	0.00	96,000.00	96,000.00	0.00	0.00	0.00	96,000.00	0.00	0.00	0.00
GRAND TOTAL		667,680,000.00	94,720,000.02	762,400,000.02	153,562,555.07	201,986,222.19	216,400,112.53	190,412,906.81	762,361,796.60	101,612,150.93	168,391,715.14	147,082,979.44	158,451,969.94	575,538,815.45	38,203.42	186,822,981.15	0.00

Certified Correct:


NARLYN R. SEVERO

Date: 2022-01-08 12:35:49


Certified Correct:


LOEWELYN D. BARBA

Accountant IV

Date: 2022-01-08 12:35:49

Recommending Approval:


JULIE N. MALUBAG

Financial & Mgt. Officer II

Date: 2022-01-08 12:37:27

Approved By:


JOSEPH ROLAND O. MEJIA

Medical Center Chief II

Date: 2022-01-08 12:43:29