

MONTHLY REPORT OF DISBURSEMENTS
For the month of June 2022

Department: Department of Health (DOH)
 Agency/Entity: Office of the Secretary
 Operating Unit: Region I Medical Center
 Organization Code (UACS): 13 001 1400018
 Fund Cluster: 01 Regular Agency Fund

Particulars	Current Year Budget					Prior Year's Budget											SUB-TOTAL	Trust Liabilities				Grand Total					Remarks
	PS	MODE	FinEx	CO	TOTAL	Prior Year's Accounts Payable					Current Year's Accounts Payable					TOTAL		PS	MOOE	CO	TOTAL	PS	MOOE	FinEx	CO	TOTAL	
						PS	MOOE	FinEx	CO	Sub-Total	PS	MOOE	FinEx	CO	Sub-Total												
1	2	3	4	5	6=(2+3+4+5)	7	8	9	10	11=(7+8+9+10)	12	13	14	15	16=(12+13+14+15)	17=(11+16)	18=(6+17)	19	20	21	22=(19+20+21)	23	24	25	26	27=(23+24+25+26)	28
CASH DISBURSEMENTS	101,173,657.74	32,951,001.29	0.00	0.00	134,124,659.03	0.00	80,724.28	0.00	12,053,495.72	12,134,220.00	0.00	0.00	0.00	0.00	0.00	12,134,220.00	146,258,879.03	0.00	0.00	0.00	0.00	101,173,657.74	33,031,725.57	0.00	12,053,495.72	146,258,879.03	
Notice of Cash Allocation (NCA)	101,173,657.74	32,951,001.29	0.00	0.00	134,124,659.03	0.00	80,724.28	0.00	12,053,495.72	12,134,220.00	0.00	0.00	0.00	0.00	0.00	12,134,220.00	146,258,879.03	0.00	0.00	0.00	0.00	101,173,657.74	33,031,725.57	0.00	12,053,495.72	146,258,879.03	
MDS Checks Issued	101,173,657.74	32,951,001.29	0.00	0.00	134,124,659.03	0.00	80,724.28	0.00	12,053,495.72	12,134,220.00	0.00	0.00	0.00	0.00	0.00	12,134,220.00	146,258,879.03	0.00	0.00	0.00	0.00	101,173,657.74	33,031,725.57	0.00	12,053,495.72	146,258,879.03	
Advice to Debit Account	0.00	0.00	0.00	0.00	0.00	0.00	0.00	0.00	0.00	0.00	0.00	0.00	0.00	0.00	0.00	0.00	0.00	0.00	0.00	0.00	0.00	0.00	0.00	0.00	0.00	0.00	0.00
Notice of Transfer Allocations (NTA)	0.00	0.00	0.00	0.00	0.00	0.00	0.00	0.00	0.00	0.00	0.00	0.00	0.00	0.00	0.00	0.00	0.00	0.00	0.00	0.00	0.00	0.00	0.00	0.00	0.00	0.00	0.00
MDS Checks Issued	0.00	0.00	0.00	0.00	0.00	0.00	0.00	0.00	0.00	0.00	0.00	0.00	0.00	0.00	0.00	0.00	0.00	0.00	0.00	0.00	0.00	0.00	0.00	0.00	0.00	0.00	0.00
Advice to Debit Account	0.00	0.00	0.00	0.00	0.00	0.00	0.00	0.00	0.00	0.00	0.00	0.00	0.00	0.00	0.00	0.00	0.00	0.00	0.00	0.00	0.00	0.00	0.00	0.00	0.00	0.00	0.00
Working Fund for FAPs	0.00	0.00	0.00	0.00	0.00	0.00	0.00	0.00	0.00	0.00	0.00	0.00	0.00	0.00	0.00	0.00	0.00	0.00	0.00	0.00	0.00	0.00	0.00	0.00	0.00	0.00	0.00
Cash Disbursement Ceiling (CDC)	0.00	0.00	0.00	0.00	0.00	0.00	0.00	0.00	0.00	0.00	0.00	0.00	0.00	0.00	0.00	0.00	0.00	0.00	0.00	0.00	0.00	0.00	0.00	0.00	0.00	0.00	0.00
TOTAL CASH DISBURSEMENTS	101,173,657.74	32,951,001.29	0.00	0.00	134,124,659.03	0.00	80,724.28	0.00	12,053,495.72	12,134,220.00	0.00	0.00	0.00	0.00	0.00	12,134,220.00	146,258,879.03	0.00	0.00	0.00	0.00	101,173,657.74	33,031,725.57	0.00	12,053,495.72	146,258,879.03	
NON-CASH DISBURSEMENTS	8,713,339.31	526,970.51	0.00	0.00	9,240,309.82	0.00	5,295.72	0.00	739,714.28	745,010.00	0.00	0.00	0.00	0.00	0.00	745,010.00	9,985,319.82	0.00	0.00	0.00	0.00	8,713,339.31	532,266.23	0.00	739,714.28	9,985,319.82	
Tax Remittance Advances issued (TRA)	8,713,339.31	526,970.51	0.00	0.00	9,240,309.82	0.00	5,295.72	0.00	739,714.28	745,010.00	0.00	0.00	0.00	0.00	0.00	745,010.00	9,985,319.82	0.00	0.00	0.00	0.00	8,713,339.31	532,266.23	0.00	739,714.28	9,985,319.82	
Non-Cash Availment Authority (NCAA)	0.00	0.00	0.00	0.00	0.00	0.00	0.00	0.00	0.00	0.00	0.00	0.00	0.00	0.00	0.00	0.00	0.00	0.00	0.00	0.00	0.00	0.00	0.00	0.00	0.00	0.00	0.00
Disbursements effected through outright deductions from claims (please specify...)	0.00	0.00	0.00	0.00	0.00	0.00	0.00	0.00	0.00	0.00	0.00	0.00	0.00	0.00	0.00	0.00	0.00	0.00	0.00	0.00	0.00	0.00	0.00	0.00	0.00	0.00	0.00
Overpayment of expenses (e.g. personnel benefits)	0.00	0.00	0.00	0.00	0.00	0.00	0.00	0.00	0.00	0.00	0.00	0.00	0.00	0.00	0.00	0.00	0.00	0.00	0.00	0.00	0.00	0.00	0.00	0.00	0.00	0.00	0.00
Restitution for loss of government property	0.00	0.00	0.00	0.00	0.00	0.00	0.00	0.00	0.00	0.00	0.00	0.00	0.00	0.00	0.00	0.00	0.00	0.00	0.00	0.00	0.00	0.00	0.00	0.00	0.00	0.00	0.00
Liquidated damages and similar claims	0.00	0.00	0.00	0.00	0.00	0.00	0.00	0.00	0.00	0.00	0.00	0.00	0.00	0.00	0.00	0.00	0.00	0.00	0.00	0.00	0.00	0.00	0.00	0.00	0.00	0.00	0.00
Others (TEF, BTR, Documentary Stamp Tax, etc.)	0.00	0.00	0.00	0.00	0.00	0.00	0.00	0.00	0.00	0.00	0.00	0.00	0.00	0.00	0.00	0.00	0.00	0.00	0.00	0.00	0.00	0.00	0.00	0.00	0.00	0.00	0.00
TOTAL NON-CASH DISBURSEMENTS	8,713,339.31	526,970.51	0.00	0.00	9,240,309.82	0.00	5,295.72	0.00	739,714.28	745,010.00	0.00	0.00	0.00	0.00	0.00	745,010.00	9,985,319.82	0.00	0.00	0.00	0.00	8,713,339.31	532,266.23	0.00	739,714.28	9,985,319.82	
GRAND TOTAL	109,886,997.05	33,477,971.80	0.00	0.00	143,364,968.85	0.00	86,020.00	0.00	12,793,210.00	12,879,230.00	0.00	0.00	0.00	0.00	0.00	12,879,230.00	156,244,198.85	0.00	0.00	0.00	0.00	109,886,997.05	33,563,981.80	0.00	12,793,210.00	156,244,198.85	

SUMMARY

Particulars	Previous Report	This Month	As at Date
(1)	(2)	(3)	(4)
Total Disbursement Authorities Received	835,887,783.39	138,875,351.07	974,763,134.46
NCA	584,500,924.00	103,523,000.00	688,023,924.00
NTA	204,158,567.77	25,367,031.25	229,525,599.02
Working Fund	0.00	0.00	0.00
TRA	47,228,291.62	9,985,319.82	57,213,611.44
CDC	0.00	0.00	0.00
NCAA	0.00	0.00	0.00
Less: Notice of Transfer of Allocations (NTA) issued	0.00	0.00	0.00
Total Disbursement Authorities Available	835,887,783.39	138,875,351.07	974,763,134.46
Less:	0.00	0.00	0.00
Lapsed NCA	0.00	2,949.69	2,949.69
Disbursements	818,515,985.82	156,244,198.85	974,760,184.77
Less: Other Non-Cash Disbursements	0.00	0.00	0.00
Disbursements effected through outright deductions from claims	0.00	0.00	0.00
Overpayment of expenses (e.g. personnel benefits)	0.00	0.00	0.00
Restitution for loss of government property	0.00	0.00	0.00
Liquidated damages and similar claims	0.00	0.00	0.00
Others (e.g. TEF, BTR, Docs Stamp, etc.)	0.00	0.00	0.00
Add/Less: Adjustments (e.g. cancelled/staled checks)	0.00	0.00	0.00
Balance of Disbursement Authorities as at date	17,371,797.47	(17,371,797.47)	0.00
Total Disbursements Program	631,235,000.00	103,149,000.00	734,384,000.00
Less: Actual Disbursements	618,515,985.82	156,244,198.85	774,760,184.77
(Over)/Under spending	(187,280,985.82)	(53,095,198.85)	(240,376,184.77)

Notes: * The use of NTA is discouraged
 Notes: ** Amounts should tally with the grand total disbursement (column 27).

Certified Correct:

Loewelyn Q. Barba
 LOEWELYN Q. BARBA
 Accountant IV

Date: 2022-07-07 09:19:39

Recommending Approval:

Julian Malubag
 JULIAN MALUBAG
 Financial and Management Officer II
 Date: 2022-07-07 09:36:07

Approved By:

Josep Roland O. Medina
 JOSEPH ROLAND O. MEDINA
 Medical Center Chief II
 Date: 2022-07-07 11:14:11

MONTHLY REPORT OF DISBURSEMENTS
For the month of May 2022

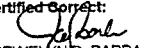
Department: Department of Health (DOH)
 Agency/Entity: Office of the Secretary
 Operating Unit: Region I Medical Center
 Organization Code (UACS): 13 001 1400018
 Fund Cluster: 01 Regular Agency Fund


Particulars	Current Year Budget					Prior Year's Budget											Trust Liabilities				Grand Total					Remarks			
	PS	MOOE	FinEx	CO	TOTAL	Prior Year's Accounts Payable					Current Year's Accounts Payable					SUB-TOTAL	PS	MOOE	CO	TOTAL	PS	MOOE	FinEx	CO	TOTAL				
						PS	MOOE	FinEx	CO	Sub-Total	PS	MOOE	FinEx	CO	Sub-Total												TOTAL	17=(11+16)	18=(6+17)
CASH DISBURSEMENTS	159,978,067.96	29,273,232.33	0.00	18,750,000.00	208,001,300.29	0.00	0.00	0.00	553,660.72	553,660.72	0.00	0.00	0.00	0.00	0.00	553,660.72	208,554,961.01	0.00	0.00	0.00	0.00	0.00	0.00	0.00	159,978,067.96	29,273,232.33	0.00	19,303,660.72	208,554,961.01
Notice of Cash Allocation (NCA)	159,978,067.96	29,273,232.33	0.00	18,750,000.00	208,001,300.29	0.00	0.00	0.00	553,660.72	553,660.72	0.00	0.00	0.00	0.00	0.00	553,660.72	208,554,961.01	0.00	0.00	0.00	0.00	0.00	0.00	0.00	159,978,067.96	29,273,232.33	0.00	19,303,660.72	208,554,961.01
MDS Checks Issued	159,978,067.96	29,273,232.33	0.00	18,750,000.00	208,001,300.29	0.00	0.00	0.00	553,660.72	553,660.72	0.00	0.00	0.00	0.00	0.00	553,660.72	208,554,961.01	0.00	0.00	0.00	0.00	0.00	0.00	0.00	159,978,067.96	29,273,232.33	0.00	19,303,660.72	208,554,961.01
Advice to Debit Account	0.00	0.00	0.00	0.00	0.00	0.00	0.00	0.00	0.00	0.00	0.00	0.00	0.00	0.00	0.00	0.00	0.00	0.00	0.00	0.00	0.00	0.00	0.00	0.00	0.00	0.00	0.00	0.00	0.00
Notice of Transfer Allocations (NTA)	0.00	0.00	0.00	0.00	0.00	0.00	0.00	0.00	0.00	0.00	0.00	0.00	0.00	0.00	0.00	0.00	0.00	0.00	0.00	0.00	0.00	0.00	0.00	0.00	0.00	0.00	0.00	0.00	0.00
MDS Checks Issued	0.00	0.00	0.00	0.00	0.00	0.00	0.00	0.00	0.00	0.00	0.00	0.00	0.00	0.00	0.00	0.00	0.00	0.00	0.00	0.00	0.00	0.00	0.00	0.00	0.00	0.00	0.00	0.00	0.00
Advice to Debit Account	0.00	0.00	0.00	0.00	0.00	0.00	0.00	0.00	0.00	0.00	0.00	0.00	0.00	0.00	0.00	0.00	0.00	0.00	0.00	0.00	0.00	0.00	0.00	0.00	0.00	0.00	0.00	0.00	0.00
Working Fund for FAPs	0.00	0.00	0.00	0.00	0.00	0.00	0.00	0.00	0.00	0.00	0.00	0.00	0.00	0.00	0.00	0.00	0.00	0.00	0.00	0.00	0.00	0.00	0.00	0.00	0.00	0.00	0.00	0.00	0.00
Cash Disbursement Ceiling (CDC)	0.00	0.00	0.00	0.00	0.00	0.00	0.00	0.00	0.00	0.00	0.00	0.00	0.00	0.00	0.00	0.00	0.00	0.00	0.00	0.00	0.00	0.00	0.00	0.00	0.00	0.00	0.00	0.00	0.00
TOTAL CASH DISBURSEMENTS	159,978,067.96	29,273,232.33	0.00	18,750,000.00	208,001,300.29	0.00	0.00	0.00	553,660.72	553,660.72	0.00	0.00	0.00	0.00	0.00	553,660.72	208,554,961.01	0.00	0.00	0.00	0.00	0.00	0.00	0.00	159,978,067.96	29,273,232.33	0.00	19,303,660.72	208,554,961.01
NON-CASH DISBURSEMENTS	6,931,521.78	574,696.64	0.00	0.00	7,506,218.42	0.00	0.00	0.00	31,339.28	31,339.28	0.00	0.00	0.00	0.00	0.00	31,339.28	7,537,557.70	0.00	0.00	0.00	0.00	0.00	0.00	0.00	6,931,521.78	574,696.64	0.00	31,339.28	7,537,557.70
Tax Remittance Advices Issued (TRA)	6,931,521.78	574,696.64	0.00	0.00	7,506,218.42	0.00	0.00	0.00	31,339.28	31,339.28	0.00	0.00	0.00	0.00	0.00	31,339.28	7,537,557.70	0.00	0.00	0.00	0.00	0.00	0.00	0.00	6,931,521.78	574,696.64	0.00	31,339.28	7,537,557.70
Non-Cash Availment Authority (NCAA)	0.00	0.00	0.00	0.00	0.00	0.00	0.00	0.00	0.00	0.00	0.00	0.00	0.00	0.00	0.00	0.00	0.00	0.00	0.00	0.00	0.00	0.00	0.00	0.00	0.00	0.00	0.00	0.00	0.00
Disbursements effected through outright deductions from claims (please specify...)	0.00	0.00	0.00	0.00	0.00	0.00	0.00	0.00	0.00	0.00	0.00	0.00	0.00	0.00	0.00	0.00	0.00	0.00	0.00	0.00	0.00	0.00	0.00	0.00	0.00	0.00	0.00	0.00	0.00
Overpayment of expenses (e.g. personnel benefits)	0.00	0.00	0.00	0.00	0.00	0.00	0.00	0.00	0.00	0.00	0.00	0.00	0.00	0.00	0.00	0.00	0.00	0.00	0.00	0.00	0.00	0.00	0.00	0.00	0.00	0.00	0.00	0.00	0.00
Restitution for loss of government property	0.00	0.00	0.00	0.00	0.00	0.00	0.00	0.00	0.00	0.00	0.00	0.00	0.00	0.00	0.00	0.00	0.00	0.00	0.00	0.00	0.00	0.00	0.00	0.00	0.00	0.00	0.00	0.00	0.00
Liquidated damages and similar claims	0.00	0.00	0.00	0.00	0.00	0.00	0.00	0.00	0.00	0.00	0.00	0.00	0.00	0.00	0.00	0.00	0.00	0.00	0.00	0.00	0.00	0.00	0.00	0.00	0.00	0.00	0.00	0.00	0.00
Others (TEF, BTr, Documentary Stamp Tax, etc.)	0.00	0.00	0.00	0.00	0.00	0.00	0.00	0.00	0.00	0.00	0.00	0.00	0.00	0.00	0.00	0.00	0.00	0.00	0.00	0.00	0.00	0.00	0.00	0.00	0.00	0.00	0.00	0.00	0.00
TOTAL NON-CASH DISBURSEMENTS	6,931,521.78	574,696.64	0.00	0.00	7,506,218.42	0.00	0.00	0.00	31,339.28	31,339.28	0.00	0.00	0.00	0.00	0.00	31,339.28	7,537,557.70	0.00	0.00	0.00	0.00	0.00	0.00	0.00	6,931,521.78	574,696.64	0.00	31,339.28	7,537,557.70
GRAND TOTAL	166,909,589.74	29,847,928.97	0.00	18,750,000.00	215,507,518.71	0.00	0.00	0.00	585,000.00	585,000.00	0.00	0.00	0.00	0.00	0.00	585,000.00	216,092,518.71	0.00	0.00	0.00	0.00	0.00	0.00	0.00	166,909,589.74	29,847,928.97	0.00	19,335,000.00	216,092,518.71


SUMMARY

Particulars	Previous Report	This Month	As at Date
(1)	(2)	(3)	(4)
Total Disbursement Authorities Received	615,473,543.23	220,414,240.16	835,887,783.39
NCA	418,114,924.00	168,396,000.00	584,500,924.00
NTA	157,667,885.31	48,490,682.46	204,158,567.77
Working Fund	0.00	0.00	0.00
TRA	39,690,733.82	7,537,557.70	47,228,291.62
CDC	0.00	0.00	0.00
NCAA	0.00	0.00	0.00
Less: Notice of Transfer of Allocations (NTA)* issued	0.00	0.00	0.00
Total Disbursement Authorities Available	615,473,543.23	220,414,240.16	835,887,783.39
Less:	0.00	0.00	0.00
Lapsed NCA	0.00	0.00	0.00
Disbursements	602,423,467.21	216,092,518.71	818,515,985.92
Less: Other Non-Cash Disbursements	0.00	0.00	0.00
Disbursements effected through outright deductions from claims	0.00	0.00	0.00
Overpayment of expenses (e.g. personnel benefits)	0.00	0.00	0.00
Restitution for loss of government property	0.00	0.00	0.00
Liquidated damages and similar claims	0.00	0.00	0.00
Others (e.g. TEF, BTr, Docs Stamp, etc.)	0.00	0.00	0.00
Add/Less: Adjustments (e.g. cancelled/staled checks)	0.00	0.00	0.00
Balance of Disbursement Authorities as at date	13,050,076.02	4,321,721.45	17,371,797.47
Total Disbursements Program	463,541,000.00	167,694,000.00	631,235,000.00
Less: *Actual Disbursements	602,423,467.21	216,092,518.71	818,515,985.92
(Over)/Under spending	(138,882,467.21)	(48,398,518.71)	(187,280,985.92)

Notes: * The use of NTA is discouraged
 Notes: ** Amounts should tally with the grand total disbursement (column 27).

Certified Correct:

 LOEWELYN D. BARBA
 Accountant IV
 Date: 2022-06-06 09:38:57

Recommending Approval:

 JULIE MALUBAG
 Financial and Management Officer II
 Date: 2022-06-06 09:40:39

Approved By:

 JOSEPH ROLAND O. MEJIA
 Medical Center Chief II
 Date: 2022-06-06 09:46:55

MONTHLY REPORT OF DISBURSEMENTS

For the month of April 2022

Department: Department of Health (DOH)
 Agency/Entity: Office of the Secretary
 Operating Unit: Region I Medical Center
 Organization Code (UACS): 13 001 1400018
 Fund Cluster: 01 Regular Agency Fund

Particulars	Current Year Budget					Prior Year's Budget											Trust Liabilities				Grand Total					Remarks			
	PS	MOOE	FinEx	CO	TOTAL 6=(2+3+4+5)	Prior Year's Accounts Payable					Current Year's Accounts Payable						TOTAL 17=(11+16)	SUB-TOTAL 18=(6+17)	Trust Liabilities				TOTAL 23	PS	MOOE		FinEx	CO	TOTAL 27=(23+24+25+26)
						PS	MOOE	FinEx	CO	Sub-Total 11=(7+8+9+10)	PS	MOOE	FinEx	CO	Sub-Total 15=(12+13+14+15)	PS			MOOE	CO	TOTAL 22=(19+20+21)	24							
1	2	3	4	5	6	7	8	9	10	11	12	13	14	15	16	17	18	19	20	21	22	23	24	25	26	27	28		
CASH DISBURSEMENTS	130,828,667.16	17,072,279.06	0.00	0.00	147,900,946.22	0.00	58,691.26	0.00	0.00	58,691.26	0.00	0.00	0.00	0.00	0.00	58,691.26	147,959,637.48	0.00	0.00	0.00	0.00	130,828,667.16	17,130,970.32	0.00	0.00	0.00	147,959,637.48	28	
Notice of Cash Allocation (NCA)	130,828,667.16	17,072,279.06	0.00	0.00	147,900,946.22	0.00	58,691.26	0.00	0.00	58,691.26	0.00	0.00	0.00	0.00	0.00	58,691.26	147,959,637.48	0.00	0.00	0.00	0.00	130,828,667.16	17,130,970.32	0.00	0.00	0.00	147,959,637.48		
MDS Checks Issued	130,828,667.16	17,072,279.06	0.00	0.00	147,900,946.22	0.00	58,691.26	0.00	0.00	58,691.26	0.00	0.00	0.00	0.00	0.00	58,691.26	147,959,637.48	0.00	0.00	0.00	0.00	130,828,667.16	17,130,970.32	0.00	0.00	0.00	147,959,637.48		
Advice to Debit Account	0.00	0.00	0.00	0.00	0.00	0.00	0.00	0.00	0.00	0.00	0.00	0.00	0.00	0.00	0.00	0.00	0.00	0.00	0.00	0.00	0.00	0.00	0.00	0.00	0.00	0.00	0.00		
Notice of Transfer Allocations (NTA)	0.00	0.00	0.00	0.00	0.00	0.00	0.00	0.00	0.00	0.00	0.00	0.00	0.00	0.00	0.00	0.00	0.00	0.00	0.00	0.00	0.00	0.00	0.00	0.00	0.00	0.00	0.00		
MDS Checks Issued	0.00	0.00	0.00	0.00	0.00	0.00	0.00	0.00	0.00	0.00	0.00	0.00	0.00	0.00	0.00	0.00	0.00	0.00	0.00	0.00	0.00	0.00	0.00	0.00	0.00	0.00	0.00		
Advice to Debit Account	0.00	0.00	0.00	0.00	0.00	0.00	0.00	0.00	0.00	0.00	0.00	0.00	0.00	0.00	0.00	0.00	0.00	0.00	0.00	0.00	0.00	0.00	0.00	0.00	0.00	0.00	0.00		
Working Fund for FAPs	0.00	0.00	0.00	0.00	0.00	0.00	0.00	0.00	0.00	0.00	0.00	0.00	0.00	0.00	0.00	0.00	0.00	0.00	0.00	0.00	0.00	0.00	0.00	0.00	0.00	0.00	0.00		
Cash Disbursement Ceiling (CDC)	0.00	0.00	0.00	0.00	0.00	0.00	0.00	0.00	0.00	0.00	0.00	0.00	0.00	0.00	0.00	0.00	0.00	0.00	0.00	0.00	0.00	0.00	0.00	0.00	0.00	0.00	0.00		
TOTAL CASH DISBURSEMENTS	130,828,667.16	17,072,279.06	0.00	0.00	147,900,946.22	0.00	58,691.26	0.00	0.00	58,691.26	0.00	0.00	0.00	0.00	0.00	58,691.26	147,959,637.48	0.00	0.00	0.00	0.00	130,828,667.16	17,130,970.32	0.00	0.00	0.00	147,959,637.48		
NON-CASH DISBURSEMENTS	11,744,964.83	395,525.91	0.00	0.00	12,140,490.74	0.00	3,288.18	0.00	0.00	3,288.18	0.00	0.00	0.00	0.00	0.00	3,288.18	12,143,778.92	0.00	0.00	0.00	0.00	11,744,964.83	398,814.09	0.00	0.00	0.00	12,143,778.92		
Tax Remittance Advices Issued (TRA)	11,744,964.83	395,525.91	0.00	0.00	12,140,490.74	0.00	3,288.18	0.00	0.00	3,288.18	0.00	0.00	0.00	0.00	0.00	3,288.18	12,143,778.92	0.00	0.00	0.00	0.00	11,744,964.83	398,814.09	0.00	0.00	0.00	12,143,778.92		
Non-Cash Availment Authority (NCAA)	0.00	0.00	0.00	0.00	0.00	0.00	0.00	0.00	0.00	0.00	0.00	0.00	0.00	0.00	0.00	0.00	0.00	0.00	0.00	0.00	0.00	0.00	0.00	0.00	0.00	0.00	0.00		
Disbursements effected through outright deductions from claims (please specify...)	0.00	0.00	0.00	0.00	0.00	0.00	0.00	0.00	0.00	0.00	0.00	0.00	0.00	0.00	0.00	0.00	0.00	0.00	0.00	0.00	0.00	0.00	0.00	0.00	0.00	0.00	0.00		
Overpayment of expenses (e.g. personal benefits)	0.00	0.00	0.00	0.00	0.00	0.00	0.00	0.00	0.00	0.00	0.00	0.00	0.00	0.00	0.00	0.00	0.00	0.00	0.00	0.00	0.00	0.00	0.00	0.00	0.00	0.00	0.00		
Restitution for loss of government property	0.00	0.00	0.00	0.00	0.00	0.00	0.00	0.00	0.00	0.00	0.00	0.00	0.00	0.00	0.00	0.00	0.00	0.00	0.00	0.00	0.00	0.00	0.00	0.00	0.00	0.00	0.00		
Liquidated damages and similar claims	0.00	0.00	0.00	0.00	0.00	0.00	0.00	0.00	0.00	0.00	0.00	0.00	0.00	0.00	0.00	0.00	0.00	0.00	0.00	0.00	0.00	0.00	0.00	0.00	0.00	0.00	0.00		
Others (e.g. TEF, BTr, Docs Stamp, etc.)	0.00	0.00	0.00	0.00	0.00	0.00	0.00	0.00	0.00	0.00	0.00	0.00	0.00	0.00	0.00	0.00	0.00	0.00	0.00	0.00	0.00	0.00	0.00	0.00	0.00	0.00	0.00		
TOTAL NON-CASH DISBURSEMENTS	11,744,964.83	395,525.91	0.00	0.00	12,140,490.74	0.00	3,288.18	0.00	0.00	3,288.18	0.00	0.00	0.00	0.00	0.00	3,288.18	12,143,778.92	0.00	0.00	0.00	0.00	11,744,964.83	398,814.09	0.00	0.00	0.00	12,143,778.92		
GRAND TOTAL	142,573,631.99	17,467,804.97	0.00	0.00	160,041,436.96	0.00	61,979.44	0.00	0.00	61,979.44	0.00	0.00	0.00	0.00	0.00	61,979.44	160,103,416.40	0.00	0.00	0.00	0.00	142,573,631.99	17,529,784.41	0.00	0.00	0.00	160,103,416.40		


SUMMARY


Particulars	Previous Report	This Month	As at Date
(1)	(2)	(3)	(4)
Total Disbursement Authorities Received	442,320,050.81	173,153,492.42	615,473,543.23
NCA	312,994,924.00	105,120,000.00	418,114,924.00
NTA	101,778,171.81	55,899,713.50	157,667,885.31
Working Fund	0.00	0.00	0.00
TRA	27,546,955.00	12,143,778.92	39,690,733.92
CDC	0.00	0.00	0.00
NCAA	0.00	0.00	0.00
Less: Notice of Transfer of Allocations (NTA)* issued	0.00	0.00	0.00
Total Disbursement Authorities Available	442,320,050.81	173,153,492.42	615,473,543.23
Less:	0.00	0.00	0.00
Lapsed NCA	0.00	0.00	0.00
Disbursements	442,320,050.81	160,103,416.40	602,423,467.21
Less: Other Non-Cash Disbursements	0.00	0.00	0.00
Disbursements effected through outright deductions from claims	0.00	0.00	0.00
Overpayment of expenses (e.g. personnel benefits)	0.00	0.00	0.00
Restitution for loss of government property	0.00	0.00	0.00
Liquidated damages and similar claims	0.00	0.00	0.00
Others (e.g. TEF, BTr, Docs Stamp, etc.)	0.00	0.00	0.00
Add/Less: Adjustments (e.g. cancelled/staled checks)	0.00	0.00	0.00
Balance of Disbursement Authorities as at date	0.00	13,050,076.02	13,050,076.02
Total Disbursements Program	333,605,000.00	129,936,000.00	463,541,000.00
Less: *Actual Disbursements	442,320,050.81	160,103,416.40	602,423,467.21
(Over)/Under spending	(108,715,050.81)	(30,167,416.40)	(138,882,467.21)

Notes: * The use of NTA is discouraged
 Notes: ** Amounts should tally with the grand total disbursement (column 27).

Certified Correct:

 LOEWELYN D. BARBA
 Accountant IV
 Date: 2022-05-05 13:57:59

Recommending Approval:

 JULIE N. MALUBAG
 Financial and Management Officer II
 Date: 2022-05-05 14:03:17

Approved By:

 JOSEPH ROLANDO O. MEJIA
 Medical Center Chief II
 Date: 2022-05-05 15:03:13