

QUARTERLY PHYSICAL REPORT OF OPERATIONS

As of June 30, 2018


Department: HEALTH
 Agency: REGION I MEDICAL CENTER, Dagupan City
 Operating Unit: 14 (Special/Retained Hospital)
 Organization Code (UACS): 1 300 11400018


PARTICULARS	UACS CODE	Physical Targets					Physical Accomplishment				Variance	Remarks	
		1st Quarter	2nd Quarter	3rd Quarter	4th Quarter	TOTAL	TOTAL	1st Quarter	2nd Quarter	3rd Quarter			4th Quarter
I. Operations													
OO2: Access to Curative and Rehabilitative Health Care Services Improved													
HEALTH FACILITIES OPERATION PROGRAM													
<i>Outcome Indicators</i>													
Hospital infection rate		<2%	<2%	<2%	<2%	<2%	0.65%	0.70%	0.60%				
<i>Output Indicators</i>													
Percent (& Number) of samples tested at NRLs													
Number of blood units collected by Blood Services Facilities		4,750	4,750	4,750	4,750	19,000	8,859	4,352	4,507				
OO4: Access to Social Health Protection Assured													
SOCIAL HEALTH PROTECTION PROGRAM													
<i>Outcome Indicators</i>													
Percent of excess net bill covered by MAP incurred by poor in-patients admitted in basic accommodation or service ward		100%	100%	100%	100%	100%	92.42%	90.18%	94.65%				
<i>Output Indicators</i>													
Number of patients provided with medical assistance		1,500	2,000	4,000	2,500	10,000	4,781	1,700	3,081				


PREPARED BY:

IN COORDINATION WITH:

APPROVED BY:


VIOLETA A. OMILES
 Supervising Adm. Officer
 Date: July 9, 2018


JOCELYN ANGELES, MD, FPSMS
 Medical Specialist IV/Planning Officer
 Date: July 9, 2018


JOSEPH ROLANDO O. MEJIA, MD, FPSMS, MHSA, MPA, DHSM, DCDM, CESE
 Medical Center Chief II
 Date: July 9, 2018