

FY 2018 MONTHLY DISBURSEMENT PROGRAM
(In Thousand Pesos)

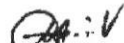
Department : Department of Health (DOH)
 Agency : Office of the Secretary
 Operating Unit : Region I Medical Center
 Organization Code (UACS) : 130011400018
 Report Status : SUBMITTED

Particulars	UACS CODE	Total Programs	Tax Rem Advice (TRA)	Net Program	Full Year Requirement																
					Quarter 1				Quarter 2				Quarter 3				Quarter 4				Full Year
					Jan	Feb	March	Sub Total	April	May	June	Sub Total	July	Aug	Sep	Sub Total	Oct	Nov	Dec	Sub Total	Total
6	7	8	9+6+7+8	10	11	12	13+10+11+12	14	15	16	17+14+15+16	18	19	20	21+18+19+20	22					
IIA		874,146	60,257	813,889	146,424	50,418	50,417	247,259	63,104	87,851	50,417	201,172	57,947	50,418	50,418	158,783	56,237	93,836	56,602	206,675	813,889
I. NOTICE OF CASH ALLOCATION		374,146	60,257	313,889	146,424	50,418	50,417	247,259	63,104	87,851	50,417	201,172	57,947	50,418	50,418	158,783	56,237	93,836	56,602	206,675	813,889
A. FISCAL YEAR'S (FY) BUDGET		752,194	54,159	698,035	50,418	50,418	50,417	151,253	56,603	87,851	50,417	194,671	50,418	50,418	50,418	151,254	50,419	93,836	56,602	200,857	698,035
New General Appropriations		598,578	54,159	544,419	45,950	45,950	45,949	137,849	52,135	83,183	45,949	181,267	45,950	45,950	45,950	137,850	45,951	89,368	52,134	187,453	644,419
COMPREHENSIVE RELEASE		598,578	54,159	644,419	45,950	45,950	45,949	137,849	52,135	83,183	45,949	181,267	45,950	45,950	45,950	137,850	45,951	89,368	52,134	187,453	644,419
Current Year		598,578	54,159	644,419	45,950	45,950	45,949	137,849	52,135	83,183	45,949	181,267	45,950	45,950	45,950	137,850	45,951	89,368	52,134	187,453	644,419
Specific Budgets of National Government Agencies	01101101	598,578	54,159	644,419	45,950	45,950	45,949	137,849	52,135	83,183	45,949	181,267	45,950	45,950	45,950	137,850	45,951	89,368	52,134	187,453	644,419
PS		641,033	51,282	589,751	41,394	41,394	41,394	124,182	47,579	78,627	41,394	167,600	41,394	41,394	41,395	124,183	41,395	84,812	47,579	173,786	589,751
MOOE		57,545	2,877	54,668	4,556	4,556	4,555	13,667	4,556	4,556	4,555	13,667	4,556	4,556	4,555	13,667	4,556	4,556	4,555	13,667	54,668
Automatic Appropriations		53,616		53,616	4,468	4,468	4,468	13,404	4,468	4,468	4,468	13,404	4,468	4,468	4,468	13,404	4,468	4,468	4,468	13,404	53,616
COMPREHENSIVE RELEASE		53,616		53,616	4,468	4,468	4,468	13,404	4,468	4,468	4,468	13,404	4,468	4,468	4,468	13,404	4,468	4,468	4,468	13,404	53,616
Current Year		53,616		53,616	4,468	4,468	4,468	13,404	4,468	4,468	4,468	13,404	4,468	4,468	4,468	13,404	4,468	4,468	4,468	13,404	53,616
Retirement and Life Insurance Premiums	01104102	53,616		53,616	4,468	4,468	4,468	13,404	4,468	4,468	4,468	13,404	4,468	4,468	4,468	13,404	4,468	4,468	4,468	13,404	53,616
PS		53,616		53,616	4,468	4,468	4,468	13,404	4,468	4,468	4,468	13,404	4,468	4,468	4,468	13,404	4,468	4,468	4,468	13,404	53,616
TOTAL PROGRAM, FY BUDGET		752,194	54,159	698,035	50,418	50,418	50,417	151,253	56,603	87,851	50,417	194,671	50,418	50,418	50,418	151,254	50,419	93,836	56,602	200,857	698,035
PS		694,649	51,282	643,367	45,862	45,862	45,862	137,588	52,047	83,095	45,862	181,004	45,862	45,862	45,863	137,587	45,863	89,280	52,047	187,190	643,367
MOOE		57,545	2,877	54,668	4,556	4,556	4,555	13,667	4,556	4,556	4,555	13,667	4,556	4,556	4,555	13,667	4,556	4,556	4,555	13,667	54,668
B. PRIOR YEAR (PY) OBLIGATION		121,952	6,098	115,854	96,006			96,006	6,501			6,501	7,529			7,529	5,818			5,818	115,854
Continuing Appropriations		121,952	6,098	115,854	96,006			96,006	6,501			6,501	7,529			7,529	5,818			5,818	115,854
COMPREHENSIVE RELEASE		121,952	6,098	115,854	96,006			96,006	6,501			6,501	7,529			7,529	5,818			5,818	115,854
Not Yet Due and Demandable		121,952	6,098	115,854	96,006			96,006	6,501			6,501	7,529			7,529	5,818			5,818	115,854
Specific Budgets of National Government Agencies	01102101	121,952	6,098	115,854	96,006			96,006	6,501			6,501	7,529			7,529	5,818			5,818	115,854
CO		121,952	6,098	115,854	96,006			96,006	6,501			6,501	7,529			7,529	5,818			5,818	115,854
TOTAL PROGRAM, PY OBLIGATION		121,952	6,098	115,854	96,006			96,006	6,501			6,501	7,529			7,529	5,818			5,818	115,854
CO		121,952	6,098	115,854	96,006			96,006	6,501			6,501	7,529			7,529	5,818			5,818	115,854
TOTAL NCA PROGRAM		874,146	60,257	813,889	146,424	50,418	50,417	247,259	63,104	87,851	50,417	201,172	57,947	50,418	50,418	158,783	56,237	93,836	56,602	206,675	813,889
PS		694,649	51,282	643,367	45,862	45,862	45,862	137,588	52,047	83,095	45,862	181,004	45,862	45,862	45,863	137,587	45,863	89,280	52,047	187,190	643,367
MOOE		57,545	2,877	54,668	4,556	4,556	4,555	13,667	4,556	4,556	4,555	13,667	4,556	4,556	4,555	13,667	4,556	4,556	4,555	13,667	54,668
CO		121,952	6,098	115,854	96,006			96,006	6,501			6,501	7,529			7,529	5,818			5,818	115,854
IV. TAX REMITTANCE ADVICE			54,159																		
PS			51,282																		
MOOE			2,877																		
VI. TOTAL DISBURSEMENT PROGRAM		874,146	60,257	813,889	146,424	50,418	50,417	247,259	63,104	87,851	50,417	201,172	57,947	50,418	50,418	158,783	56,237	93,836	56,602	206,675	813,889
PS		694,649	51,282	643,367	45,862	45,862	45,862	137,588	52,047	83,095	45,862	181,004	45,862	45,862	45,863	137,587	45,863	89,280	52,047	187,190	643,367
MOOE		57,545	2,877	54,668	4,556	4,556	4,555	13,667	4,556	4,556	4,555	13,667	4,556	4,556	4,555	13,667	4,556	4,556	4,555	13,667	54,668
CO		121,952	6,098	115,854	96,006			96,006	6,501			6,501	7,529			7,529	5,818			5,818	115,854

11/17/2017

DBM | Department of Budget and Management


Prepared By:


VOLETA A. OMILES

Budget Officer

Date: 17/Nov/2017


In Coordination With:


Lacerda, Flora

Accountant

Date: 17/Nov/2017

Approved By:



Mesa, Joseph Rolando

Agency Head

Date: 17/Nov/2017

This report was generated using the Unified Reporting System on 17/11/2017 14:30
BED Level: 01 - Agency Submission (NEP)