


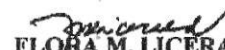
List of Allotments and Sub-Allotments
As of the Quarter Ending JUNE 30, 2018


Department : **HEALTH**
 Agency : **REGION I MEDICAL CENTER, Dagupan City**
 Operating Unit :
 Organization Code (UACS): **13-001-14-00018**
 Funding Source Code (as clustered) : **101**
 (e.g. Old Fund Code: 101,102, 151)

/	Current Year Appropriations
-	Continuing Appropriations
-	Supplemental Appropriations

ALLOTMENTS/SUB-ALLOTMENTS					Funding Source				Allotments / Sub-Allotments received from COs / ROs				Sub-Allotment to Regions/Operating Units				Total Allotments / Net of Sub-allotments			
No.	Number	Date	Description	UACS Code	PS	MOOE	CO	Total	PS	MOOE	CO	Total	PS	MOOE	CO	Total				
1	2	3	4	5	6	7	8	9=(6+7+8)	10	11	12	13=(10+11+12)	14=(6+10)	15=(7+11)	16=(8+12)	17=(14+15+16)				
A. Allotments received from DBM																				
			Agency Specific Budget																	
1	GARO NO. 2018-1		PS	01 1 01 101	641,033,000	57,545,000		698,578,000					641,033,000	57,545,000		698,578,000				
2	GARO NO. 2018-1		RLIP	01 1 04 102	53,616,000			53,616,000					53,616,000			53,616,000				
3			Comp. Release of HFEP -CO	01 1 01 101			66,925,000	66,925,000							66,925,000	66,925,000				
4	SARO-ROI-18-0003134	5-Mar-18	Terminal Leave Benefit	01 1 01 101	56,201			56,201					56,201			56,201				
5	SARO-ROI-18-0006694	23-Mar-18	Terminal Leave Benefit	01 1 01 101	1,042,000			1,042,000					1,042,000			1,042,000				
6	SARO-ROI-18-0007749	2-Apr-18	Terminal Leave Benefit	01 1 01 101	132,168			132,168					132,168			132,168				
7	SARO-ROI-18-0009068	17-Apr-18	PS req. for 30 filled pos.	01 1 01 101	23,120,653			23,120,653					23,120,653			23,120,653				
8	SARO-ROI-18-0009070	17-Apr-18	RLIP req. for 30 filled pos.	01 1 04 102	2,087,246			2,087,246					2,087,246			2,087,246				
9	SARO-ROI-18-0009071	17-Apr-18	Terminal Leave Benefit	01 1 01 101	604,578			604,578					604,578			604,578				
10	SARO-ROI-18-0011887	16-May-18	Terminal Leave Benefit	01 1 01 101	2,653,488			2,653,488					2,653,488			2,653,488				
11	SARO-ROI-18-0013780	14-Jun-18	Terminal Leave Benefit	01 1 01 101	241,805			241,805					241,805			241,805				
SUB-TOTAL					724,587,139	57,545,000	66,925,000	849,057,139					724,587,139	57,545,000	66,925,000	849,057,139				
B. Sub-allotments received from Central Office/Regional Office																				
I. CURRENT:																				
1	SAA No. 18-01-03	31-Jan-18	Public Health Mgt. (Advocacy)	1101101		50,000		50,000						50,000		50,000				
2	SAA No. 18-02-06	6-Feb-18	Public Health Mgt. (Surgical Caravan)	1101101		100,000		100,000						100,000		100,000				
3	SAA No. 18-02-0166	14-Feb-18	MPBF - PBB	1101101	15,978,318			15,978,318					15,978,318			15,978,318				
4	SAA No. 18-02-08	23-Feb-18	Public Health Mgt. (Leprosy)	1101101		350,000		350,000						350,000		350,000				
5	SAA No. 18-03-16	5-Mar-18	Public Health Mgt. (NVBSP)	1101101		300,000		300,000						300,000		300,000				
6	SAA No. 18-03-0406	6-Mar-18	MAIP (Med. Assistance to Ind.Pts.)	1101101		6,650,000		6,650,000						6,650,000		6,650,000				
7	SAA No. 18-03-18	13-Mar-18	MAIP (Med. Assistance to Ind.Pts.)	1101101		3,000,000		3,000,000						3,000,000		3,000,000				
8	SAA No. 18-03-20	21-Mar-18	Public Health Mgt. (Blindness)	1101101		300,000		300,000						300,000		300,000				
9	SAA No. 18-03-0532	12-Mar-18	NVBSP	1101101		800,000		800,000						800,000		800,000				
10	SAA No. 18-03-615	27-Mar-18	MAIP (Med. Assistance to Ind.Pts.)	1101101		11,800,000		11,800,000						11,800,000		11,800,000				
11	SAA No. 18-03-0570	20-Mar-18	Health Facility Policy & Plan Dev.	1101101		25,000		25,000						25,000		25,000				
12	SAA No. 18-04-0738	12-Apr-18	MAIP (Med. Assistance to Ind.Pts.)	1101101		300,000		300,000						300,000		300,000				
13	SAA No. 18-05-0944	18-May-18	MAIP (Med. Assistance to Ind.Pts.)	1101101		10,200,000		10,200,000						10,200,000		10,200,000				
14	SAA No. 18-06-1104	25-Jun-18	MAIP (Med. Assistance to Ind.Pts.)	1101101		10,000,000		10,000,000						10,000,000		10,000,000				
SUB-TOTAL					15,978,318	43,875,000		59,853,318					15,978,318	43,875,000		59,853,318				
TOTAL					740,565,457	101,420,000	66,925,000	908,910,457						740,565,457	101,420,000	66,925,000	908,910,457			
Summary by Funding Source Code:																				
Agency Specific Budget				01 1 01 101	668,883,893	57,545,000	66,925,000	793,353,893					668,883,893	57,545,000	66,925,000	793,353,893				
RLIP				01 1 04 102	55,703,246			55,703,246					55,703,246			55,703,246				
MPBF				01 1 01 407																
Sub-Allotments				01 1 01 101	15,978,318	43,875,000		59,853,318					15,978,318	43,875,000		59,853,318				
TOTAL					740,565,457	101,420,000	66,925,000	908,910,457					740,565,457	101,420,000	66,925,000	908,910,457				

Certified Correct: 
VIOLETA A. OMILES
 Supervising Adm. Officer

Certified Correct: 
FLORA M. LICERALDE, CPA, MBA.
 Financial & Management Officer II

APPROVED BY: 
JOSEPH ROLAND O. MEJIA, M.D., FPSMS, MBAH, MPA, DHSM, DCDM, CESE.
 Medical Center Chief II